GRINDING GUIDE

FOR A **PERFECT** GRINDING RESULT



SCANMASKIN


WORLD SERIES
BY SCANMAS

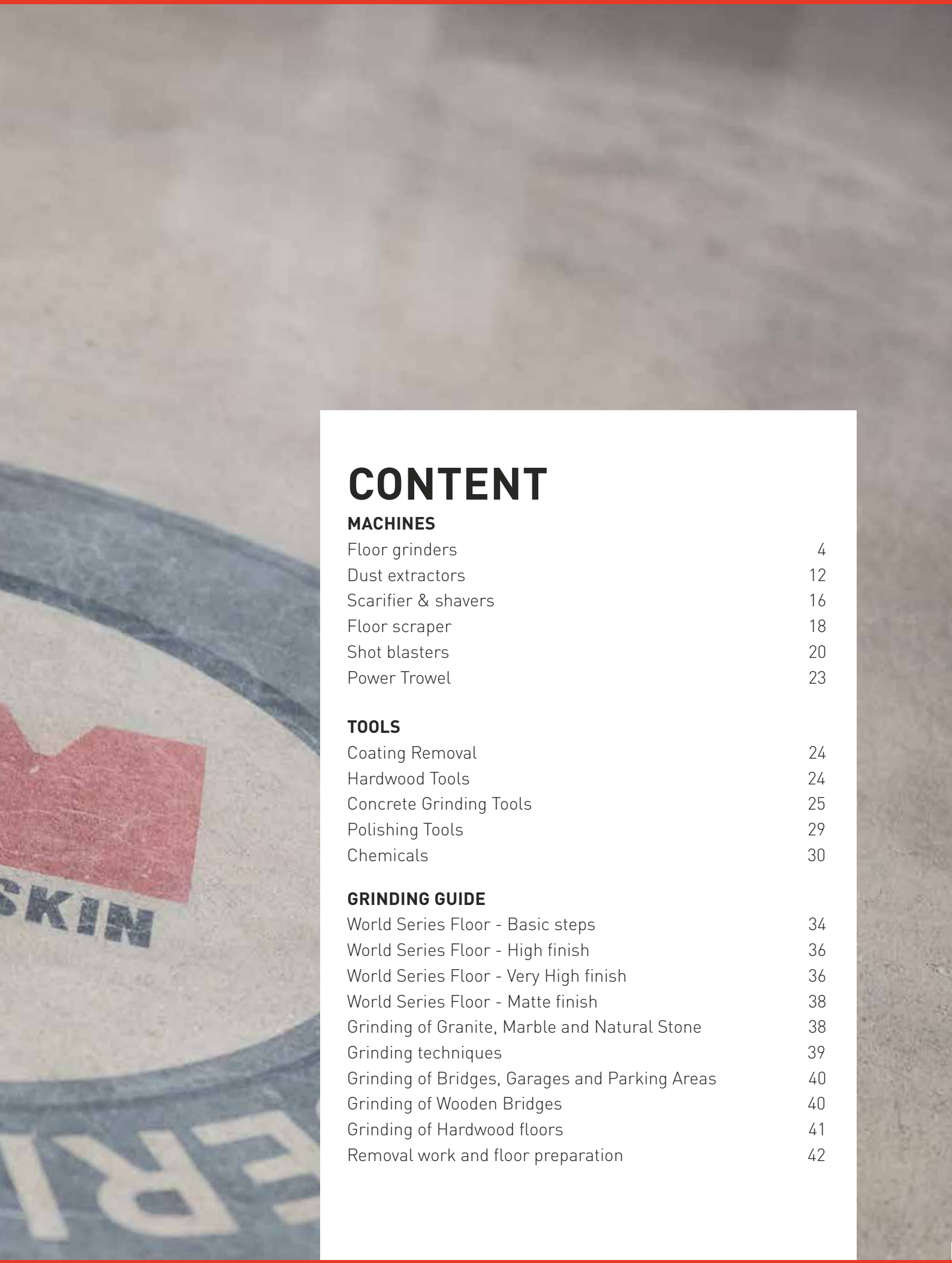

CONTENT

MACHINES

Floor grinders 4
Dust extractors 12
Scarifier & shavers 16
Floor scraper 18
Shot blasters 20
Power Trowel 23

TOOLS

Coating Removal 24
Hardwood Tools 24
Concrete Grinding Tools 25
Polishing Tools 29
Chemicals 30

GRINDING GUIDE

World Series Floor - Basic steps 34
World Series Floor - High finish 36
World Series Floor - Very High finish 36
World Series Floor - Matte finish 38
Grinding of Granite, Marble and Natural Stone 38
Grinding techniques 39
Grinding of Bridges, Garages and Parking Areas 40
Grinding of Wooden Bridges 40
Grinding of Hardwood floors 41
Removal work and floor preparation 42

SCANMASKIN 330 / SCANMASKIN 330 RS

516000 SCANMASKIN 330 230V 1-PHASE | **516070** SCANMASKIN 110 V 1-PHASE | **516055** SCANMASKIN 330 400 V 3-PHASE |
516503 SCANMASKIN 330RS 230 V 1-PHASE | **516502** SCANMASKIN 330RS 110 V 1-PHASE | **516505** SCANMASKIN 330 RS 400 V 3-PHASE

The Scanmaskin 330 is a powerful and easy to use machine, and is one of the most versatile machines on the market. The 330 mm single grinding disc is effective for grinding smaller areas, edging long stretches of the floor, lite coating removal and surface prep. A simple and quick adjustment allows the operator to change the configuration of the Scanmaskin 330 from a small grinder into an edger.

The 330 mm disc on the Scanmaskin 330 can be configured with 3, 6, or 9 of our metal, ceramic, or resin bond diamond tools. This allows the machine to cut more aggressively when necessary, or grind softer surfaces by spreading out the weight and using more tools. For smooth and simple transport, the Scanmaskin 330 can easily be separated into two parts, each weighing well under 50 kg.

The Scanmaskin 330 is available in several different power configurations, along as single and variable speed. An optional 14.5 kg weight is available for Scanmaskin 330 and increases productivity in most cases.





TECHNICAL DATA

	SCANMASKIN 330 1-PHASE		SCANMASKIN 330 RS 1-PHASE	
Voltage:	110 V 1~	230 V 1~	110 V 1~	230 V 1~
Motor power:	1,5 kW	1,5 kW	1,1 kW	2.2 kW
Current:	16 Aor 20 A	10 A	15 A	10 A
Frequency:	50 Hz or 60 Hz	50 Hz	50-60 Hz	50 Hz
Grinding speed:	750 rpm	600 rpm	150-400 rpm	250-750 rpm
Grinding disc:	1 x 330 mm	1 x 330 mm	1 x 330 mm	1 x 330 mm
Grinding width:	330 mm	330 mm	330 mm	330 mm
Weight:	84 kg	84 kg	94 kg	94 kg
	SCANMASKIN 330 3-PHASE		**SCANMASKIN 330 RS 3-PHASE**	
Voltage:	400 V 3~		400 V 3~	
Motor power:	4 kW		4 kW	
Current:	16 A		16 A	
Frequency:	50-60 Hz		50-60 Hz	
Grinding speed:	1430 rpm		250-1500 rpm	
Grinding disc:	1 x 330 mm		1 x 330 mm	
Grinding width:	330 mm		330 mm	
Weight:	84 kg		70 kg	
Recommended vacuum cleaner Scanmaskin 330/330RS			VCE2400D, VCE3600D	

SCANMASKIN 18

524580 SCANMASKIN 18 110 V 1-PHASE | **524518** SCANMASKIN 18 230 V 1-PHASE

The Scanmaskin 18 is designed to grind and sand different types of wood and concrete surfaces. This includes painted and damaged or old wood flooring along with new installations. The Scanmaskin 18 is a great solution for grinding both plank flooring and parquet floors.

Thanks to its size, the Scanmaskin 18 is a very smooth machine that you can easily get close to the wall. It is also equipped with adjustable speed so you can adjust your speed depending on the surface and tooling being used. Adjustable speed is important to have when sanding wooden floors or grinding and polishing concrete.

There's a large selection of tooling that can be used on the machine, mounted with either velcro holders or our custom ScanOn attachment. The ScanOn attachment system makes it quick and easy to change tooling. For smooth and simple transport, the Scanmaskin 18 separates into two compact pieces that can be loaded into a large car trunk.

An optional 22.5 kg weight is also available and increases productivity in most cases.





TECHNICAL DATA

Available in two versions: 110-120 V, max 15 A or 220-240V, 12.

Voltage:	110 V 1~	230 V 1~
Motor power:	1,1 kW	2,2 kW
Current:	15 A	12 A
Frequency:	50-60 Hz	50-60 Hz
Grinding speed:	300-750 rpm	300-750 rpm
Grinding disc:	3 x 160 mm	3 x 160 mm
Grinding width:	450 mm	450 mm
Weight:	102 kg (grinding unit 74 kg + handle 28 kg)	102 kg (grinding unit 74 kg + handle 28 kg)

Recommended vacuum cleaner: VCE2400D, VCE3600D

SCANMASKIN 450

524505 SCANMASKIN 450 230 V 1-PHASE | **524511** SCANMASKIN 450 110 V 1-PHASE

The Scanmaskin 450 is a floor grinder which combines a small footprint with high productivity. It's similar to the Scanmaskin 18, but does not have variable speed or multi direction grinding heads. It is a versatile grinder for both aggressive and fine grinding of concrete and natural stone surfaces, and also very effective in removing thin coatings such as paint and dried carpet residues.

The Scanmaskin 450 is a flexible and easy to use grinding machine, perfect for the rental market and smaller sized jobs with space constraints. This grinder is light yet durable, being constructed almost 100% from steel. The spring-steel flex heads reduces vibrations, and allows the machine to grind rough surfaces with minimal effort for the operator.

An optional 22.5 kg weight is available and increases productivity in most cases.





TECHNICAL DATA

Available in two versions: 110 V 1~ - 20 Amp and 230 V 1~ - 12 Amp.

Voltage:	110 V 1~	230 V 1~
Motor power:	1,5 kW	2,2 kW
Current:	20 A	12 A
Frequency:	60 Hz	50 Hz
Grinding speed:	875 rpm	730 rpm
Grinding disc:	3 x 160 mm	3 x 160 mm
Grinding width:	450 mm	450 mm
Weight:	102 kg	104 kg
Rec. vacuum cleaner Scanmaskin 330/330RS		VCE2400D, VCE3600D

SCANMASKIN 450CS / SCANMASKIN VCS

524550 SCANMASKIN 450CS | **524560** SCANMASKIN 450VCS

The Scanmaskin 450CS/VCS is a versatile and high-performance floor grinder with a compact foldable frame for easy transport and storage without compromising stability or performance. Its space-saving design requires minimal pallet space, making it ideal for rental companies and easy to transport between job sites. In folded position, the machine has a maximum height of only 77 cm. It can also be separated into two parts, if desired.

It offers optional variable speed for precise control on different floor types and finishes, as well as bi-directional grinding for faster and smoother results. With a 450 mm grinding width, the grinder is ideal for small to medium-sized surfaces, delivering professional-quality finishes with efficiency and ease. Its robust and ergonomic design ensures both ope rator comfort and long-lasting durability, with an adjustable handle that can be set to the desired position for optimal working height. This makes it the perfect choice for flooring specialists who demand reliability, adaptability, and superior results.





TECHNICAL DATA

	SCANMASKIN 450CS	**SCANMASKIN 450VCS**
Voltage:	230 V 1~	230 V 1~
Motor power:	2,2 kW	2,2 kW
Current:	12 A	12 A
Frequency:	50 Hz	50 Hz
Grinding speed:	750 rpm	300-900 rpm
Grinding disc:	3 x 160 mm	3 x 160 mm
Grinding width:	450 mm	450 mm
Weight:	116 kg	110 kg
Rec. vacuum cleaner Scanmaskin 450CS/VCS		VCE2400D, VCE3600D

SCANMASKIN 500i

530000 SCANMASKIN 500i 400 V 3-PHASE

The Scanmaskin 500i is a highly effective and powerful machine despite its compact size. This single speed planetary machine is very reliable and simple to use. It is robust and works well for surface preparation work, such as rough grinding and coating removal.

There's a large selection of tooling that can be used on the machine, including everything from PCD scrappers to polishing resins. The ScanOn attachment system makes it quick and easy to change tooling. The Scanmaskin 500i features 100% steel construction, along with our patented flex head system for reduced vibration and smooth operation on rough surfaces. The result is a reliable machine with minimal maintenance requirements.

An optional 22.5 kg weight is available and increases productivity in most cases.





TECHNICAL DATA

Voltage:	400 V 3~
Motor power:	5 kW
Current:	16 A
Frequency:	50-60 Hz
Grinding speed:	950 rpm
Grinding disc:	3 x 160 mm
Grinding width:	500 mm
Weight:	146 kg

Recommended vacuum cleaner: VCE3600D

SCANMASKIN 500 RS

532020 SCANMASKIN 500 RS

The Scanmaskin 500 RS is a compact yet powerful floor grinder offering high efficiency and reliability. It is easy to operate, maneuver, and ideal for grinding concrete, stone, terrazzo, and removing coatings from floor surfaces.

Equipped with adjustable speed and a soft start, the Scanmaskin 500 RS allows precise control and easy adjustment of the grinding motor's rotation direction via the control panel. Its patented flexible tool holders, made of durable ductile iron, are optimized for both aggressive removal and smooth polishing.

The robust design, featuring spring steel discs on the grinding head, minimizes vibrations and adapts well to uneven surfaces. With a hybrid system of timing belts and gears, the machine ensures stable, low-maintenance operation.

Made entirely of steel in Sweden for exceptional durability, the grinder can be divided into two parts for easy transport. An optional 22.5 kg weight package is also available.





TECHNICAL DATA

Voltage:	400 V 3~
Motor power:	5 kW
Current:	16 A
Frequency:	50-60 Hz
Grinding speed:	250-1150 rpm
Grinding disc:	3 x 160 mm
Grinding width:	500 mm
Weight:	153 kg

Recommended vacuum cleaner: VCE3600D

SCANMASKIN 500 PD

530502 SCANMASKIN 500PD 230 V 1- PHASE | **530500** SCANMASKIN 500PD 400 V 3- PHASE

The Scanmaskin 500 PD comes standard with a built-in water tank for wet grinding, which makes this machine great for grinding of terrazzo and eliminates the need for an external water source. Scanmaskin 500 PD is flexible, easy to use, and suitable for both the rental market and small to medium sized jobs with space constraints. The unit also features variable speed, which is important for certain grinding and polishing applications and makes it more aggressive in coatings removal.

There's a large selection of tooling that can be used on the machine, including everything from PCD scrappers to polishing resins. The ScanOn attachment system makes it quick and easy to change tooling. The Scanmaskin 500 PD features 100% steel construction, along with our patented flex head system for reduced vibration and smooth operation on rough surfaces. The result is a reliable machine with minimal maintenance requirements.

An optional 22.5 kg weight is available and increases productivity in most cases.





TECHNICAL DATA

	STANDARD	1-PHASE
Voltage:	400 V 3~	230 V 1~
Motor power:	5 kW	5 kW
Current:	16 A	30 A
Frequency:	50-60 Hz	50-60 Hz
Grinding speed:	250-1150 rpm	250-1150 rpm
Grinding disc:	3 x 160 mm	3 x 160 mm
Grinding width:	500 mm	500 mm
Weight:	160 kg	160 kg
Water tank:	18 liter / 4,7 US gallons	18 liter / 4,7 US gallons

Recommended vacuum cleaner Scanmaskin 500PD: VCE3600D



SCANMASKIN 650

560003 SCANMASKIN 650 230 V 1- PHASE | **560002** SCANMASKIN 650 400 V 3-PHASE

The Scanmaskin 650 is a robust and stable machine made of steel, designed for both residential and commercial applications with its 650 mm grinding width. The Scanmaskin 650 uses a patented planetary system to drive its three heads drum, which are powered by a double-sided cog belt and gear ring. This design helps reduce the amount of stress and torque on the operator.

The Scanmaskin 650 features industrial grade components and is designed for durability and simple maintenance. This model can also be used for wet grinding with the included water connection valve (pressurized water hose required).





TECHNICAL DATA

	STANDARD	1-PHASE
Voltage:	400 V 3~	230 V 1~
Motor power:	7,5 kW	4 kW
Current:	16 A	30 A
Frequency:	50-60 Hz	50-60 Hz
Grinding speed:	350-1100 rpm	350-900 rpm
Grinding disc:	3 x 220 mm	3 x 220 mm
Grinding width:	650 mm	650 mm
Weight:	320 kg	320 kg
Grinding pressure:	180 kg	180 kg

Recommended vacuum cleaner: VCE7500D, VCE3600D + VPM600UC

SCANMASKIN 650 PROPANE

560500WT SCANMASKIN 650 PROPANE WITH WATER TANK

The Scanmaskin 650 Propane is a robust and stable machine, designed to be operated 100% from propane. This makes it very flexible in many different applications, since it has the ability to operate in virtually any environment (must be well ventilated or outside). The Scanmaskin 650 Propane is great for outdoor applications where there are limited power options. Of course you can also use the machine indoors, but must have good cross ventilation for operator safety.

The machine is equipped with a 22 liter water tank which provides a self contained solution for wet grinding. This allows an operator to wet grind with no cables or hoses attached. With its additional weight and motor power, the Scanmaskin 650 Propane is very powerful for its size yet efficient on fuel.

The Scanmaskin 650 Propane uses a patented planetary system to drive its three heads drum, which are powered by a double-sided cog belt and gear ring. This design helps reduce the amount of stress and torque on the operator.





TECHNICAL DATA

Motor:	Kawasaki FX603
Motor power:	18 hp
Propantank:	P11
Grinding speed:	600-960 rpm
Grinding disc:	3 x 220 mm
Grinding width:	650 mm
Weight:	382 kg
Water tank:	22 liter

SCANMASKIN 750

575000 SCANMASKIN 750

The Scanmaskin 750 is a powerful, extremely robust, and stable grinder, constructed entirely from durable steel. Equipped with reinforced bearings, shafts, and drive belts, the grinder is designed to deliver high operational reliability over time. With a grinding width of 750 mm, the Scanmaskin 750 is suitable for both residential projects and larger commercial applications. The Scanmaskin 750 is the optimal choice for polishing, grinding, and removing even the thickest coatings.

The grinder is built to be extremely durable and easy to maintain. It is also designed to minimize vibrations and operator strain, enhancing the working environment. With the option for wet grinding, enabled by a convenient water hose connection, the machine's flexibility is further increased.

The Scanmaskin 750 is equipped with three grinding heads, each with a diameter of 280 mm, cast in one solid piece of ductile iron. This design minimizes vibrations and provides a more ergonomic working environment. To ensure long service life and extra durability, the plates are laser-hardened.

The grinder's handle can be easily folded back, making transport and storage hassle-free. In tight spaces, the handle can remain folded, and the built-in handles make the grinding machine easy to maneuver.

The Scanmaskin 750 features our patented drive system powering the three grinding heads. The system is designed with a doublesided timing belt and a gear ring. Each part is carefully selected to ensure maximum reliability and top performance in all types of projects.





TECHNICAL DATA

Voltage:	400 V 3~
Motor power:	10 kW
Current:	32 A
Frequency:	50-60 Hz
Grinding speed:	250-1150 rpm
Grinding disc:	3 x 280 mm
Grinding width:	750 mm
Weight:	372 kg

Recommended vacuum cleaner: VCE7500D, VCE7590DP



GRINDING IN THE FAST LANE

World Series is a product line of high quality machines and tools where the development has been characterized by inspiration and knowledge from all over the world. This premium range has focused on the end user and the end product. The main focus has been fast results with efficiency, service, quality and reliability.

SCANMASKIN 28/32 WORLD SERIES RC

572850 SCANMASKIN 28 WS RC 400 V 3-PHASE | **572855** SCANMASKIN 28 WS RC 230 V 3-PHASE
583250 SCANMASKIN 32 WS RC 400 V 3-PHASE | **583255** SCANMASKIN 32 WS RC 230 V 3-PHASE

Scanmaskin 28 & 32 World Series RC are our largest grinding machines with radio control. The machines have a fully casted machine house which gives the machines long durability with dust free operation. The construction of the machine is designed to facilitate service as you only need to loosen three screws to gain access to the enitre machine house. The machine are equipped with a new tool head for better balance and tool support which in turn gives a more efficient grinding result.

The wheels can be quickly disengaged for manual operation. The wheels are also adjustable both front and rear, allowing the operator to increase or decrease the grinding pressure. The Scanmaskin 28/32 WS RC are equipped with a user friendly radio control and smart display. The smart display assists throughout the grinding process by providing the operator real time feedback on tooling wear and operational speed. The radio control allow the operator to make accurate adjustments while maintaining consistent production.

All of these unique advantages make this to one of the fastest and most efficient machines on the market , maximizing overall production hours and minimizing









TECHNICAL DATA

	Scanmaskin 28 WS RC	Scanmaskin 32 WS RC
Voltage:	400 V 3~	400 V 3~
Motor power:	7,5 kW	15 kW
Current:	16 A	32 A
Frequency:	50-60 Hz	50-60 Hz
Grinding speed:	350-850 rpm	200-825 rpm
Grinding disc:	3 x 220 mm	3 x 280 mm
Grinding width:	700 mm	800 mm
Weight:	605 kg	610 kg
Water tank:	20 l	20 l

Recommended vacuum: VCE7500D, VCE7590DP

SCANMASKIN 28/32 WORLD SERIES MOVE EDITION

572824 SCANMASKIN 28 WS MOVE EDITION 400 V 3-PHASE | **572822** SCANMASKIN 28 WS MOVE EDITION 230 V 3-PHASE
583224 SCANMASKIN 32 WS MOVE EDITION 400 V 3-PHASE | **583222** SCANMASKIN 32 WS MOVE EDITION 230 V 3-PHASE

move/**edition**

Scanmaskin Move/Edition is our most ergonomic floor grinder, designed by you for you. This is a further development of our World Series Line.
A manual, planetary grinding machine with a robust casted machine house with unmatched durability. The simplistic design allows for easy and quick repairs on common service items, allowing you to get moving faster than ever.

The Move/Edition features a new handle with two adjustment points and 360 degrees of rotation on the hand grip. This also enables a good hip support along with high and low positions to accommodate any operator.

The detachable new front wheel also reduces weight when removed and gives an improved ground clearance and makes it easier to move.

The machine is equipped with solid ergo wheels with larger diameter which provide up to 40% less resistance when moving the machine.







TECHNICAL DATA

	Scanmaskin 28 Move Edition	Scanmaskin 32 Move Edition
Voltage:	400 V 3~	400 V 3~
Motor power:	7,5 kW	15 kW
Current:	16 A	32 A
Frequency:	50 Hz	50-60 Hz
Grinding speed:	200-825 rpm	200-825 rpm
Grinding disc:	3 x 220 mm	3 x 280 mm
Grinding width:	700 mm	800 mm
Weight:	550 kg	570 kg
Water tank	20 l	20 l

Recommended vacuum: VCE7500D, VCE7590DP

SCANMASKIN 32 WORLD SERIES PROPANE MOVE EDITION

583230 SCANMASKIN 32 WS PROPANE MOVE EDITION

move/**edition**

The Scanmaskin 32 World Series Propane is a propane-powered grinder for occasions when you do not have access to electric power. The Scanmaskin 32 World Series Propane machine has the same unique characteristics as the other grinders in the World Series Line.

Among other things, fully casted machine housing, adjustable grinding pressure, and well-balanced tooling heads that provide the efficient grinding results that characterize the World Series Line. The Scanmaskin 32 World Series Propane machine is also equipped with an automatic safety system that monitors air oxygen levels.

The Scanmaskin 32 World Series Propane is equipped with a 30 hp Kawasaki engine which can be operated with either liquid or vapor Propane.







TECHNICAL DATA

Motor:	Kawasaki LX900
Motor power:	30 hp
Propane tank:	9 kg
Water tank:	20 liter
Grinding speed:	350-850 rpm
Grinding disc:	3 x 280 mm / 3 x 12"
Grinding width:	800 mm
Weight:	610 kg
Recommended vacuum:	Scanmaskin 9000 Propane World Series

TYROLIT VCE1200D

11001200 TYROLIT VCE1200D

The VCE1200D dust extractor is specially developed for floor grinding but is also excellent for other applications that require efficient dust collection. It offers a 1.2 kW power class to meet individual user needs. The model is H-Class certified and equipped with a cyclone system, a conical pre-filter, and a reliable H13 HEPA filter. Easy, user-friendly operation is ensured by accessible controls, a low noise level, and the Longopac dust bag system. Its compact design and lightweight construction allow for trouble-free transport, further supported by non-marking 10-inch wheels that are construction site proof.



TECHNICAL DATA

Voltage:	230 V
Nominal power:	1,2 kW
Nominal current	5 A
Frequency:	50 Hz
Max. airflow:	200 m^3/h
Max. vacuum:	220 mbar
Hose:	Ø38 mm
Pre-filter:	1,5 m^2
HEPA filter:	1,2 m^2
Weight:	36 kg

TYROLIT VCE2400D

11002300 TYROLIT VCE2400D

The VCE2400D dust extractor is specially developed for floor grinding but also performs excellently in other applications requiring efficient dust collection. It is equipped with a 2.4 kW power class to suit specific project demands. The model is H-Class certified and features a cyclone system, a conical pre-filter, and a reliable H13 HEPA filter. User-friendly operation is achieved through easily accessible controls, low noise levels, and the Longopac dust bag system. Its compact and lightweight construction ensures easy transport, enhanced by non-marking 10-inch wheels suitable for construction sites.



TECHNICAL DATA

Voltage:	230 V
Nominal power:	2,4 kW
Nominal current	10 A
Frequency:	50 Hz
Max. airflow:	400 m^3/h
Max. vacuum:	220 mbar
Hose:	Ø50 mm
Pre-filter:	3,0 m^2
HEPA filter:	2,4 m^2
Weight:	59 kg

TYROLIT VCE3600D

11003600 TYROLIT VCE3600D

The VCE3600D dust extractor is designed for floor grinding and other demanding applications where efficient dust collection is required. With a powerful 3.6 kW motor class, it meets higher performance needs. The model is H-Class certified and includes a cyclone system, a conical pre-filter, and a durable H13 HEPA filter. It offers simple and intuitive operation thanks to accessible controls, a low noise level, and the Longopac dust bag system. The compact and lightweight design ensures convenient transport, supported by robust non-marking 10-inch wheels designed for tough construction environments.



TECHNICAL DATA

Voltage:	230 V
Nominal power:	3,6 kW
Nominal current	15 A
Frequency:	50 Hz
Max. airflow:	600 m^3/h
Max. vacuum:	220 mbar
Hose:	Ø50 mm
Pre-filter:	4,5 m^2
HEPA filter:	3,6 m^2
Weight:	69 kg

TYROLIT VCE7500D

11008465 TYROLIT VCE7500D

The VCE7500D dust extractor impresses with its combination of high air flow and vacuum pressure and has an integrated pre-separator. The system works with cyclone technology, the pre-separator, 15 pre-filters and two HEPA filters. The suction system is particularly recommended for the FGE780R4 floor grinder but is also suitable for other applications where efficient dust extraction is required. Thanks to its robust design, the suction system is ideal for construction sites and the wheels do not mark the floor. The VCE7500D dust extractor is dust class H certified.



TECHNICAL DATA

Voltage:	400 V
Nominal power:	7,5 kW
Nominal current	16 A
Frequency:	50-60 Hz
Max. airflow:	700 m^3/h
Max. vacuum:	270 mbar
Hose:	Ø78 mm
Pre-filter:	2,6 m^2
HEPA filter:	5 m^2
Weight:	235 kg

TYROLIT VPM600UC

11008466 TYROLIT VPM600UC

The pre-separator VPM600UC is especially recommended for the dust extractors VCE2400D and VCE3600D. However, the pre-separator is also suitable for other applications in combination with dust extractors, as it can be used for both wet and dry applications and can separate up to 90% of the collected material without using a filter. Thanks to the cyclone technology, the pre-separator only causes a minimal reduction in airflow and considerably increases the service life of the filters in the dust extractor. The VPM600UC is robustly built and equipped with wheels that do not mark the floor.



TECHNICAL DATA

Recommended air flow	up to 600 m^3/h
Application	Wet / dry
Hose	50 mm
Technology Cyclone	Cyclone
Special	Unique dust extraction during operation
Recommended for	VCE2400D, VCE3600D
Weight:	30 kg



TYROLIT VCE3000C

11008102 TYROLIT VCE3000C LP FILTER UNIT WITH LONGOPAC | **11008101** TYROLIT VCE3000C CT FILTER UNIT WITH CONTAINER

The VCE3000C dust extractor impresses with high performance and is based on an optimal combination of maximum depression and the highest air flow volume. It has a wide range of applications in the construction industry and is suitable for milling machines and floor grinders, floor saws as well as shot blasters. The cleaning of the filter cartridges is done automatically by compressed air pulses. The VCE3000C is available as a Longopac version (VCE3000C LP) and alternatively as a unit fitted with a container (VCE3000C CT), which consists of a separate mobile wheelbarrow with folding handles. The systems can be ordered with or without a HEPA filter.



TECHNICAL DATA

	VCE3000C LP	VCE3000C CT
Voltage:	400 V	400 V
Nominal power:	3 kW	3 kW
Nominal current	12,4 A	12,4 A
Frequency:	50 Hz	50 Hz
Max. airflow:	1620 m^3/h	1620 m^3/h
Max. vacuum:	86 mbar	86 mbar
Pre-filter:	6 m^2	6 m^2
Weight:	284 kg	275 kg

TYROLIT VCE5522C

11009754 TYROLIT VCE5522C LP | **11002933** TYROLIT VCE5522C CT

The VCE5522C dust extractor impresses with its high performance, which is based on an optimal combination of maximum depression and the highest air flow volume. It has a wide range of applications in the construction industry and is suitable for milling and grinding machines, floor saws as well as shot blasters. The cleaning of the filter cartridges is done automatically by compressed air pulses. The VCE5522C consists of a power unit, which is compatible with a filter unit in two versions: the Longopac system VCE5522C LP and the container version VCE5522C CT, which consists of a removable wheelbarrow with folding handles. This can easily be unclipped and released using four levers. Both versions can be ordered with or without a HEPA filter.



TECHNICAL DATA

	VCE5522C LP	VCE5522C CT
Voltage:	400 V	400 V
Nominal power:	5,5 kW	5,5 kW
Nominal current	14,5 A	14,5 A
Frequency:	50 Hz	50 Hz
Max. airflow:	2280 m^3/h	2280 m^3/h
Max. vacuum:	101,5 mbar	101,5 mbar
Pre-filter:	10 m^2	10 m^2
Weight:	385 kg	392 kg

TYROLIT VCE7522C

11009401 TYROLIT VCE7522C LP | **11009402** TYROLIT VCE7522C CT

The VCE7522C dust extractors impress with their high performance, which is based on an optimal combination of maximum depression and the highest air flow volume. They have a wide range of applications in the construction industry and are suitable for milling and floor grinders, floor saws as well as shot blasters. The cleaning of the filter cartridges is done automatically by compressed air pulses. The VCE7522C consists of a power unit which is compatible with a filter unit in two versions: the Longopac system VCE7522C LP and the container version VCE7522C CT, which consists of a removable wheelbarrow with folding handles. This can easily be unclipped and released using four levers. Both versions can be ordered with or without a HEPA filter.



TECHNICAL DATA

	VCE7522C LP	VCE7522C CT
Voltage:	400 V	400 V
Nominal power:	7,5 kW	7,5 kW
Nominal current	19,6 A	19,6 A
Frequency:	50 Hz	50 Hz
Max. airflow:	3720 m^3/h	3720 m^3/h
Max. vacuum:	87 mbar	87 mbar
Pre-filter:	14 m^2	14 m^2
Weight:	440 kg	449 kg

SCANMASKIN 9000 WS / SCANMASKIN 9000 WS PROPANE

788501 SCANMASKIN 9000 WS ELECTRIC | **788500** SCANMASKIN 9000 WS PROPANE

The Scanmaskin 9000 World Series is our largest and most efficient industrial dust extractor, featuring increased filter capacity and built-in pre-separators. The unique and patented pre-separator separates the dust into two stages and provides up to 90% pre-separation.
This means that you do not need to clean the filters as often, which provides a longer filter life and less interruptions for maintenance compared to traditional industrial dust collectors. Since the pre-separator is built into the machine, it is always included in the workplace, which means no extra equipment that needs to be handled or transported.

The filter area of the Scanmaskin 9000 World Series is 4.2 m^2 (45 sq/ft) and consists of 32 teflon coated filter socks and 2 Hepa 14 filters. Hepa 14 provides an extremely high filtration rate of 99.995% and takes care of the very smallest and most dangerous particles despite a very high air flow.

The electric version of the Scanmaskin 9000 World Series is equipped with a frequency control drive which allows you to adjust the power and speed depending on the application. The combination of this, together with high filter capacity and high airflow, allows you to connect more machines to the same dust extractor.

As with all machines in the World Series range, extra emphasis has been placed on design, ergonomics and ease of service. The Scan Dust 9000 WS has a height-adjustable cyclone for flexible transport options and is also equipped with solid rear wheels and 200 mm large swivel wheels for easy handling in the workplace.

TECHNICAL DATA ELECTRIC VERSION

Voltage:	400 V 3~
Motor power:	7,5 kW
Current:	16 A
Max airflow:	782 m^3/h
Max vacuum:	225 mbar
Hose:	Ø76 mm
Primary filter:	32 teflonated polyester filter socks, 4.2 m^2 FT 99.5%
Microfilter:	Hepa 14, 2 x 3.9 m^2 99.995%
Sound level:	85 dB(A)
Weight:	340 kg
Frequency:	50-60 Hz
Filter cleansing:	Semi-automatic jetpulse

TECHNICAL DATA PROPANE VERSION

Motor:	Kawasaki FX603
Motor power:	18 hp
Propane tank:	9 kg
Max airflow:	782 m^3/h
Max vacuum:	225 mbar
Hose:	Ø76 mm
Primary filter:	32 teflonated polyester filter socks, 4.2 m^2 FT 99.5%
Microfilter:	Hepa 14, 2 x 3.9 m^2 99.995%
Sound level:	80-100 dB(A)
Weight:	368 kg
Frequency:	50-60 Hz
Filter cleansing:	Semi-automatic jetpulse



TYROLIT FPE200 / FPG200

11002922 FPE200 230V | **11004213** FPE200 400V | **11002923** FPG200 PETROL

The FPE200 offers quality and reliability for high performance and cost effective operation. The FPG200 is equipped with a gasoline engine and is ideal for construction sites without power supply. Its main applications include surface texturing, scabbling, planing, grooving, cleaning, descaling and removal of road markings.



TECHNICAL DATA

	FPE200 230V	FPE200 400V	FPG200 Petrol
Working width:	200 mm	200 mm	200 mm
Voltage:	230 V 1~	400 V	Petrol
Frequency:	50 Hz	50 Hz	
Current:	12 A	5,92 A	
Motor power:	2,2 kW	3 kW	5,5 hp
Speed:	2640 rpm	2890 rpm	3000 rpm
Weight:	65 kg	65 kg	56 kg
Speed tool:	1750 rpm	1917 rpm	1989 rpm
Hose connection:	50 mm	50 mm	50 mm

TYROLIT FPE250 / FPG250

11002924 FPE250 | **11002925** FPE250DU | **11002926** FPG250 PETROL | **11002927** FPG250DU PETROL

The FPE250 is the right machine to start concrete renovation and floor gutting. With a multitude of tool options, you can find a suitable solution for almost every construction site. Its main applications include removal of coatings and hard concrete, milling of grooves or joints, texturing, scabbling, planing of concrete or asphalt surfaces.

The FPE250DU and FPG250DU are equipped with their own drive unit. The feed speed is infinitely variable. The user can work fatigue-free and achieve even prepared surface. Different motors: 7.5 kW electric or petrol version with 9 or 13 HP.



TECHNICAL DATA

	FPE250	FPE250DU	FPG250	FPG250DU
Working width:	250 mm	250 mm	250 mm	250 mm
Voltage:	400 V	400 V	Petrol	Petrol
Frequency:	50 Hz	50 Hz		
Current:	13,3 A	15,1 A		1,2 A
Motor power:	7,5 kW	7,5 kW	9 hp	13 hp
Speed:	2880 rpm	2880 rpm	3000 rpm	3000 rpm
Weight:	127,5 kg	142 kg	102 kg	157 kg
Speed tool:	1571 rpm	1571 rpm	1667 rpm	1571 rpm
Hose connection:	70 mm	70 mm	70 mm	70 mm

TYROLIT FPE320 / FPG320

11002922 FPE200 230V | **11004213** FPE200 400V | **11002923** FPG200 PETROL

The FPE320 is made for the hardest applications and floors. Heavy duty bearings ensure maintenance and trouble-free operation of the machine. The continuously variable speed drive unit is a standard. Ergonomically designed handle bars ensure fatigue-free operation. With our diamond cutter or milling cutter drums and a working width of 320 mm, this machine is ideal for processing large areas. Different motors: 15 kW, 18.5 kW electric or petrol.



TECHNICAL DATA

	FPE320	FPE320LC	FPG320
Working width:	320 / 340 mm	320 / 340 mm	320 / 340 mm
Voltage:	400 V	400 V	Petrol
Frequency:	50 Hz	50 Hz	
Current:	27,9 A	33,4 A	12 A
Motor power:	15 kW	18,5 kW	31 hp
Speed:	2935 rpm	2935 rpm	3000 rpm
Weight:	270 kg	300 kg	267 kg
Speed tool:	1644 rpm	1644 rpm	1644 rpm
Hose connection:	125 mm	125 mm	125 mm

TYROLIT FPE340

11011026 FPE340

The FPE340 is made for the hardest applications and floors. Heavy duty bearings ensure maintenance and trouble-free operation of the machine. The continuously variable speed drive unit is a standard. Ergonomically designed handle bars ensure fatigue-free operation. With our diamond cutter drums and a working width of 340 mm, this machine is ideal for processing large areas, slatted floors and walkways which increase slip resistance (grooving).

The FPE340 offers cutting depths of up to 50 mm, easily adjusted by electrically lowering the milling drum. Specially manufactured diamond discs can be fitted to the cutter drums for efficient and precise surface treatment.



TECHNICAL DATA

	FPE340
Working width:	340 mm
Voltage:	400 V
Frequency:	50 Hz
Current:	33,4 A
Motor power:	18,5 kW
Speed:	2935 rpm
Weight:	480 kg
Hose connection:	125 mm

TYROLIT FRE250

11003070 FRE250

The FRE250 is an innovative, compact and powerful floor scraper. Its extra strong design in combination with the relatively low weight enables the peeling and removal of carpets, vinyl floors and many other floor coverings. Thanks to the four detachable weights, the FRE250 can be adapted to the different floor conditions and easily brought to the job site.

The unique self propulsion can be used either manually or in automatic mode. The blade angle is adjustable to three different positions.



TECHNICAL DATA

Working width:	250 mm
Voltage:	230 V
Frequency:	50 Hz
Current:	8,7 A
Motor power:	1,1 kW
Rotation speed:	2820 rpm
Wheight:	122 kg

TYROLIT FRE250L

11012209 FRE250L

The FRE250L is an innovative, compact and powerful floor scraper. Robust, durable design – quick and easy to use. Reliability and stability are combined for fast production rates.

Its extra strong design in combination with the relatively low weight enables the peeling and removal of carpets, vinyl floors and many other floor coverings. Blade angle adjustable by raising or lowering the rear swing arm.



TECHNICAL DATA

Working width:	250 mm
Voltage:	230 V
Frequency:	50 Hz
Current:	6,3 A
Motor power:	1,1 kW
Rotation speed:	2820 rpm
Weight:	48 kg

TYROLIT FRE350

11002737 FRE350

The FRE350 sets new standards for floor scraper performances. The extra strong design enables peeling and removing of carpets, tiles, directly bonded parquet floors, fillers and coatings.

Integrated weights are adjustable to three positions, ensuring maximum blade performance on different floor conditions, higher pressure on the drive wheels or more weight on the tool. The unique self propulsion (independent drive unit) can be used either manually or in automatic mode.



TECHNICAL DATA

Working width:	350 mm
Voltage:	230 V
Frequency:	50 Hz
Current:	11,1 A
Motor power:	1,5 kW
Rotation speed:	2790 rpm
Wheight:	230 kg

MULTISTRIPPER

180000 MULTISTRIPPER

The Scanmaskin Multistripper is a self-propelled machine that effectively removes various types of flooring. The machine is equipped with adjustable working height, giving minimal vibration and sound levels during use.



TECHNICAL DATA

Motor power:	0,75 kW
Voltage:	230 V 1~
Working width:	320 mm
Weight:	70 kg

MULTISTRIPPER VARIO

180000V MULTISTRIPPER VARIO

The Multistripper Vario is a powerful, self-propelled machine designed for the efficient removal of various types of floor coverings. It features an adjustable working height, low vibration levels, and minimal noise during operation. The Multistripper Vario is a self-propelled machine with a robust construction, equipped with two motors—one for the stripping function and one for speed control of the drive system.

The machine also features an electromagnetic clutch, allowing the wheels to be disengaged at the push of a button. With a working width of 320 mm, the stripper blade is the widest part of the machine. This ensures that the wheels always roll on the stripped surface, providing excellent traction and a stable base for the blade. The blade angle on the Multistripper Vario can be adjusted for optimal performance on different types of floor coverings. This enhances adaptability to the substrate and improves removal efficiency. Additionally, the machine can be loaded with two 25 kg weights for increased blade pressure. An optional carrying handle is available for easier lifting and transport and can be easily mounted.



TECHNICAL DATA

Motor power, motor 1:	0,55 kW
Motor power, motor 2:	0,44 kW
Voltage:	230 V 1~
Working width:	320 mm
Weight:	86 kg

TYROLIT FBE200

11009328 FBE200 | **11002987** FBE200P2 | **11009330** FBE200DU

The FBE200 shot blaster is safe and easy to use thanks to its lightweight and compact design. It is ideal for smaller jobs that would normally not be economical to shot blast. The design allows blasting almost right up to the wall, minimising manual work and edge treatment, especially in corners.

The FBE200 is available for 230 V single-phase operation, while the FBE200P2 is designed for 400 V three-phase power supply with a standard socket. The FBE200DU features a drive unit that provides smooth, continuously adjustable feed speed. Its lightweight design and easy transport make it ideal for locations with only a 230 V power supply, such as garages, restaurants and offices.

With a 2–4 kW turbine power and a 220 mm working width, the FBE200 provides efficient shot blasting of smaller areas. The 5-blade blast wheel produces a consistent blasting pattern, while the magnetic brush helps collect excess steel shot.



TECHNICAL DATA

	FBE200	FBE200P2	FBE200DU
Working width:	200 mm	200 mm	200 mm
Voltage:	230 V	400 V	400 V
Frequency:	50 Hz	50 Hz	50 Hz
Current:	12 A	5,81 A	9,1 A
Nominal power:	2 kW	3 kW	4 kW
Weight:	84 kg	92 kg	120 kg

TYROLIT FBE225

11002930 FBE225

The FBE225 floor shot blaster combines high productivity with a low overall height and low weight. Its modular design opens up unique application possibilities. The blasting width can be increased to 455 mm by adding the FBE225 expansion module. The modular components can be disassembled into basic units and transported to locations that were previously inaccessible to conventional shot blasting systems with the same capacity.

The drive provides smooth, continuously adjustable travel speed. After the first 300 operating hours, maintenance can easily be carried out on site without special tools and with minimal downtime.

With a 7.5 kW turbine and 225 mm working width, the FBE225 delivers high productivity in a compact format. The 5-blade blast wheel produces a precise and consistent blasting pattern.



TECHNICAL DATA

Working width:	225 mm
Voltage:	400 V
Frequency:	50 Hz
Current:	13,6 A
Nominal power:	7,5 kW
Speed (drive motor):	2880 rpm
Weight:	210 kg

TYROLIT FBE300

11009331 FBE300 | **11011025** FBE300P2

The FBE300 shot blaster is a professional blasting system for surface preparation of large areas and very hard concrete floors or coatings. Available in 11 kW and 15 kW versions, it is designed for demanding applications and efficient removal of coatings.

The modular design opens up unique application possibilities. The drive unit enables smooth and infinitely adjustable feed, ensuring consistent blasting results. The compact dimensions in relation to the height of the blaster make this powerful machine easy to manoeuvre.

The 6-blade blast wheel produces an even and consistent blasting pattern. The exclusive "Travel Mode" prevents damage to the dust skirts during transportation, loading and unloading. Maintenance work on the FBE300 can be carried out easily on site without special tools and with minimal downtime.



TECHNICAL DATA

	FBE300	FBE300P2
Working width:	300 mm	300 mm
Voltage:	400 V	400 V
Frequency:	50 Hz	50 Hz
Current:	22,3 A	28,3 A
Nominal power:	11 kW	15 kW
Weight:	386 kg	386 kg

TYROLIT FBE350

11002931 FBE350 | **11009332** FBE350P2

FBE350 is a professional shot blaster designed for efficient blasting of large areas and very hard concrete floors or coatings. The modular design opens up unique application possibilities and makes the machine flexible for different types of surface preparation.

The blasting width of the base unit can be doubled by adding an extension module, allowing efficient blasting of larger areas. The drive unit ensures smooth and consistent feed with infinitely adjustable speed.

FBE350 delivers high performance when blasting both steel and concrete surfaces. The 6-blade blast wheel produces an even and consistent blasting pattern. The exclusive "Travel Mode" prevents damage to the dust skirts during transportation, loading and unloading. Maintenance work on the FBE350 can easily be carried out on site without special tools and with minimal downtime.



TECHNICAL DATA

	FBE350	FBE350P2
Working width:	350 mm	350 mm
Voltage:	400 V	400 V
Frequency:	50 Hz	50 Hz
Current:	28,3 A	34,4 A
Nominal power:	15 kW	18,5 kW
Weight:	440 kg	450 kg

TYROLIT FBE500

11002989 FBE500 | **11013845** FBE500P2

The Tyrolit FBE500 is a professional shot blaster designed for medium to large areas and very hard concrete floors or coatings. Its compact design, low frame height and high blasting performance make it an efficient and easy-to-manoeuvre solution. The six-blade blast wheel ensures a consistent blasting pattern, while the drive unit provides smooth, infinitely adjustable feed.

The FBE500 is easy to transport and features durable wear parts for a long service life. Maintenance can be carried out directly on site without special tools, helping to reduce downtime and operating costs.



TECHNICAL DATA

	FBE500	FBE500P2
Working width:	500 mm	500 mm
Voltage:	400 V	400 V
Frequency:	50 Hz	50 Hz
Current:	29,5 A	34,4 A
Nominal power:	15 kW	18,5 kW
Weight:	470 kg	480 kg

TYROLIT FBE560

11009335 FBE560 | **11009336** FBE560P2

The FBE560 is a professional shot blaster designed for large areas, very hard concrete floors, coatings and steel surfaces. Compact, reliable, powerful and easy to manoeuvre, it combines a low frame height with up to 37 kW of power. Designed for medium to large areas, the shot blaster delivers high blasting performance while remaining easy to transport and featuring long-lasting wear parts.

The six-blade blast wheel provides a uniform and efficient blasting pattern. The drive system ensures smooth, continuously adjustable feed for consistent results.

The FBE560 is designed for easy on-site maintenance without the need for special tools, saving time and helping to reduce operating costs. It is also available as the FBE560P2, equipped with a 15 kW motor.



TECHNICAL DATA

	FBE560	FBE560P2
Working width:	560 mm	560 mm
Voltage:	400 V	400 V
Frequency:	50 Hz	50 Hz
Current:	43 A	55 A
Nominal power:	2 x 11 kW	2 x 15 kW
Weight:	650 kg	690 kg

POWER TROWEL BATTERY

210000 POWER TROWEL BATTERY

Power trowel for epoxy-based coating compounds, floors with coloured granules and natural stone floor coverings. A compact and easy-to-manoeuvre power trowel suitable for various types of floor coverings. The battery-powered version includes three battery backpacks and two chargers for continuous operation.

The locking mechanism is simple and quick to operate, making it easy to release the machine from its parking position and get started quickly. It can also be unlocked easily using your foot, without having to bend down. The construction provides excellent stability, while the handle on the motor mount adds further stability. The cable is integrated into the construction to reduce the risk of damage, such as cable breakage. The stainless steel construction also contributes to a low weight of just 13.5 kg.

The power trowel is equipped with a safety key that attaches to the operator's wrist. This provides a more ergonomic working experience, as the operator does not need to keep a dead man's switch pressed while operating the machine. It is enough to hold and guide the machine.

The battery belt features an ergonomically designed belt for better back support and reduced strain. The back plate has ventilation holes for air circulation and several reinforced points for increased durability. The material is flexible and soft for comfortable use.

Included: Machine unit, handlebar, 1 trowelling disc with a diameter of 500 mm, 20 trowelling blades of your choice (fitted), tool for fitting and removing the trowelling disc, 3 battery backpacks with batteries and 2 chargers.









TECHNICAL DATA

Motor power:	200 W
Voltage battery:	24 VDC
Soltage battery charger:	230 V 1~/ 110 V 1~
Speed:	0-170/min
Working width:	475 mm
Weight:	13,5 kg

POWER TROWEL ELECTRIC

220000 GLÄTTARE POWER TROWEL ELECTRIC

Power trowel for epoxy-based coating compounds, floors with coloured granules and natural stone floor coverings. A compact and easy-to-manoeuvre power trowel suitable for various types of floor coverings.

The locking mechanism is simple and quick to operate, making it easy to release the machine from its parking position and get started quickly. It can also be unlocked easily using your foot, without having to bend down.

The stable construction and handle on the motor mount provide excellent stability during operation. The cable is integrated into the construction to reduce the risk of damage, such as cable breakage. The stainless steel construction also contributes to a low weight of just 13.5 kg.

The power trowel is equipped with a safety key attached to the operator's wrist. This provides a more ergonomic working experience, as the operator does not need to keep a dead man's switch pressed while operating the machine. It is enough to hold and guide the machine.

Included: Machine unit, handlebar, 1 trowel disc with a diameter of 500 mm, 20 trowelling blades of your choice (fitted) and key for removing the trowel disc.









TECHNICAL DATA

Motor power:	200 W
Voltage:	230 V
Speed:	0-170/min
Working width:	475 mm
Weight:	13,5 kg

COATING REMOVAL



592080 TIGER GOLD

Tiger Gold is a very aggressive tool used for coating removal and the profiling of concrete floors. The Tiger Gold can remove coatings up to 7 mm and provide a CSP profile of 5-7. It is most effectively used on the Scanmaskin 650 size machine and larger, however it can be used on all Scanmaskin Grinding Machines.

9 pcs / set



592086 TWIN TIGER

Twin Tiger is a very aggressive tool used for coating removal and the profiling of concrete floors. The Twin Tiger can remove coatings up to 7 mm and provide a CSP profile of 5-7. The Twin Tiger is most effectively used on the Scanmaskin 650 size machine and larger, however it can be used on all Scanmaskin Grinding Machines.

9 pcs / set



592081 TIGER GOLD WH

Tiger Gold WH is a very aggressive tool used for coating removal and the profiling of concrete floors. The Tiger Gold WH can remove coatings up to 7 mm and provide a CSP profile of 5-7. The Tiger Gold WH is most effectively used on the Scanmaskin 650 size machine and larger, however it can be used on all Scanmaskin Grinding Machines.

9 pcs / set



592013 TIGER SILVER

Tiger Silver is a very aggressive tool used for coating removal and the profiling of concrete floors. The Tiger Silver can remove coatings up to 4 mm and provide a CSP profile of 4-6. The Tiger Silver can be used effectively on all Scanmaskin Grinding Machines.

9 pcs / set



592370 RAZORBACK SILVER

Razorback Silver is a very aggressive tool used for coating removal and the profiling of concrete floors. The Razorback Silver can remove coatings, mastic, and glue up to 3 mm and provide a CSP profile of 3-5. The Razorback Silver can be used effectively on all Scanmaskin Grinding Machines.

9 pcs / set



592043 PIRANAH

The Piranha is a very useful tool when removing thin coatings from concrete surfaces, up to 3 mm. It works very well in the removal of paint, flake flooring, glue residue and carpet remnants. The Piranha removes coatings with the least possible impact on the concrete surface. Can be used effectively on all Scanmaskin Grinding Machines.

9 pcs / set



592078 BAUTA CRUSH

The BAUTA Crush is a diamond tool with large PCD Chips. This tool is very effective and aggressive in the removal of floor coverings, as well as milling concrete. Can be used effectively on all Scanmaskin Grinding Machines.

9 pcs / set



521100 BUSH HAMMER

The Bushhammer is a very aggressive tool used for coating removal and the profiling of concrete floors. CSP Profiles of 4-5 are achievable with the Bushammer Tooling. Designed to be used with the Combiflex line of Grinders (Scanmaskin 650-1000). Provides results similar to a milling machine (scarifier) or a blasting machine.

3 pcs / set

HARDWOOD TOOLS



592044 SCRATCH WITH CLAW

This tool is designed to remove coatings and aluminum oxide finishes off of wood flooring.

9 pcs / set



592141 SCRATCH ROUGH

This tool is designed for hard wood flooring and is suitable for rough sanding and flattening of wood flooring and decking.

9 pcs / set



592142 SCRATCH MEDIUM

This tool is designed for hard wood flooring and is suitable for rough sanding and flattening of wood flooring and decking.

9 pcs / set



SANDPAPER

Our sandpaper is used with our machines Scanmaskin 330RS and Scanmaskin 18 when sanding hard wood floors. Attach the sandpaper to the Veldro holders and middle cushion. 8 different grits: #16, #24, #36, #40, #60, #80, #100, #120.

3 pcs / set

CONCRETE GRINDING TOOLS



BAUTA DOUBLE SOFT 12 MM

594510 #14/16, SOFT, RED
594530 #30/40, SOFT, RED
594540 #60/80, SOFT, RED

Tool for hard concrete. Mohs 5-7.

9 pcs/pack



BAUTA DOUBLE MEDIUM 12 MM

594512 #14/16, MEDIUM, GOLD
594522 #20/25 MEDIUM, GOLD
594532 #30/40 MEDIUM, GOLD

For medium to hard concrete. Mohs 5-3.

9 pcs/pack



WS ULTRA CUT DOUBLE 12 MM

591580 ULTRA CUT #16/20 DOUBLE
591582 ULTRA CUT #30/40 DOUBLE
591584 ULTRA CUT #60/80 DOUBLE

Extremely soft special tool for extremely hard concrete. Mohs 8–9.

9 pcs/pack



BAUTA DOUBLE HARD 12 MM

594514 #14/16, HARD, BLUE
594534 #30/40 HARD, BLUE
594544 #60/80 HARD, BLUE

For medium to soft concrete. Mohs 2-4.

9 pcs/pack



BAUTA DOUBLE EXTREME HARD 12 MM

594536 #30/40, EXTREME HARD, BLACK

For soft concrete. Mohs 2-3.

9 pcs/pack



WS ULTRA CUT SINGLE 12 MM

591590 ULTRA CUT #16/20 SINGLE
591592 ULTRA CUT #30/40 SINGLE
591594 ULTRA CUT #60/80 SINGLE

Extremely soft special tool for extremely hard concrete. Mohs 8–9. WS Ultra Cut Single is recommended when using a lighter grinding machine.

9 pcs/pack

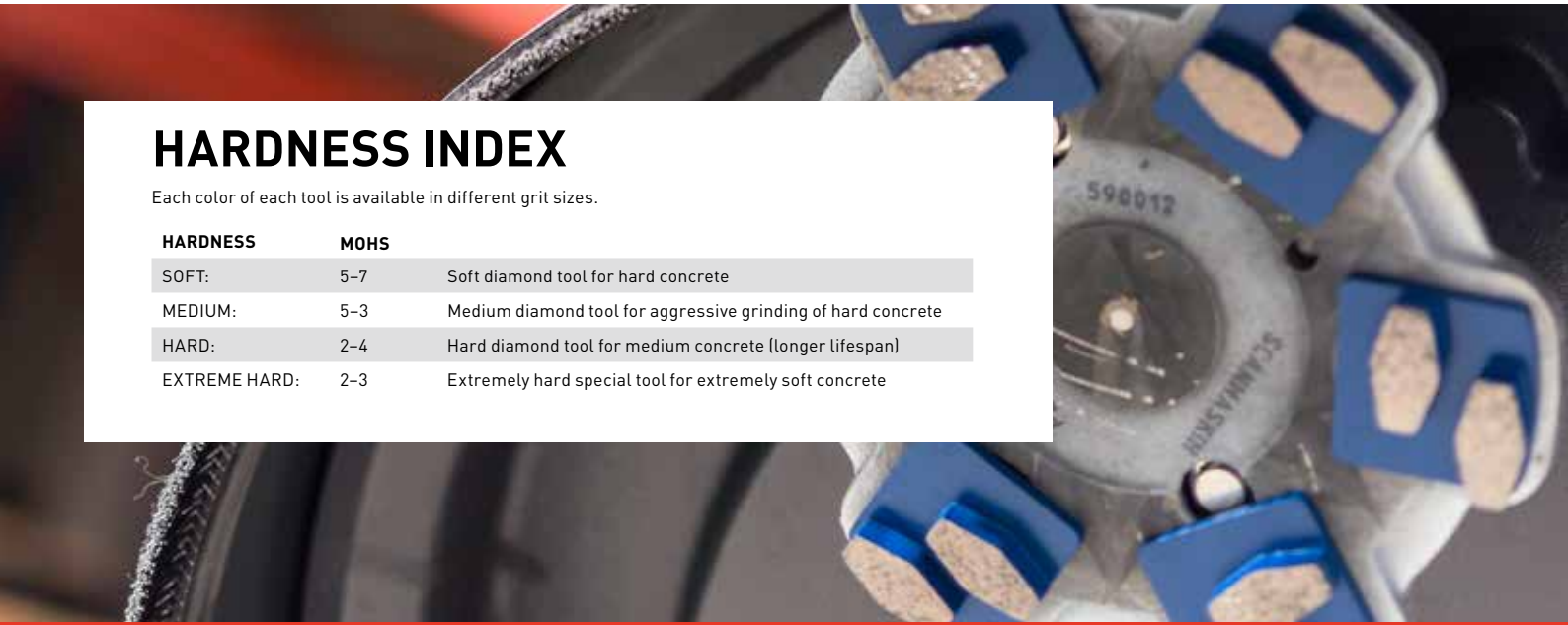

HARDNESS INDEX

Each color of each tool is available in different grit sizes.

HARDNESS	MOHS	
SOFT:	5–7	Soft diamond tool for hard concrete
MEDIUM:	5–3	Medium diamond tool for aggressive grinding of hard concrete
HARD:	2–4	Hard diamond tool for medium concrete (longer lifespan)
EXTREME HARD:	2–3	Extremely hard special tool for extremely soft concrete

WORLD SERIES METALS

The world series metals tools were developed and chosen after much testing and research. The focus has been to achieve maximum productivity while providing good longevity. The "W" shaped segments increase the airflow around the tool, which helps prevent overheating and glazing.
This ensures better longevity and higher productivity for the tool.

WORLD SERIES METALS - **BLACK**



Hard bond segments. For soft floors.
Mohs scale 2-3.

DOUBLE
12 MM

591516 #16/20
591536 #30/40
591546 #60/80
591566 #140/150

WORLD SERIES METALS - **BLUE**



Medium bond segments for universal floors. Mohs scale 3-5.

DOUBLE
12 MM
591514 #16/20
591534 #30/40
591544 #60/80
591564 #140/150

WORLD SERIES METALS - **GOLD**



Soft bond segments for hard floors. Mohs scale 5-7.

DOUBLE
12 MM

591512 #16/20
591532 #30/40
591542 #60/80
591562 #140/150

WORLD SERIES METALS - **YELLOW**



Super soft bond segments for super hard floors. Mohs scale 7-9.

DOUBLE
12 MM
591510 #16/20
591530 #30/40
591540 #60/80
591560 #140/150

WORLD SERIES METALS - **DOUBLE RED EXTREME SOFT**



An extra soft tool for extra hard concrete. Our softest diamond tool in the World Series Metal range. Mohs 7-8.

DOUBLE
12 MM
591570 #16/20 RED EXTREME SOFT
591572 #30/40 RED EXTREME SOFT
591574 #60/80 RED EXTREME SOFT

WORLD SERIES **CERAMICS**

The World Series Ceramic tools are specifically designed to transition from a metal diamond to a resin polishing tool. The unique low profile design and high diamond density allow these tools to contour to the surface while achieving maximum refinement. The World Series Ceramics can also be used as the first step for a cream or salt/pepper finish, eliminating the need for a metal tool. The Soft Bond option works well on floors testing at 6-7+ on the Mohs scale.

** WARNING – ALL ceramic tools MUST be operated at a low speed (<2 on the speed dial / 750 RPM on propane). Operating the tool at higher speeds will cause it to fail **

SOFT BOND

2"		3"	
590220	#50	590320	#50
590221	#80	590321	#80
590222	#100	590322	#100
590223	#200	590323	#200
590224	#400	590324	#400

MEDIUM BOND

2"		3"	
590210	#50	590310	#50
590211	#80	590311	#80
590212	#100	590312	#100
590213	#200	590313	#200
590214	#400	590314	#400



WORLD SERIES **RESIN**

The World Series Resins are designed to achieve the final mechanical refinement on a concrete surface, using diamond powders bonded in a resin matrix. The World Series Resins are engineered to transition from a honed surface to a highly polished surface with minimal steps. The World Series Resins are available in two primary grits, 800 and 1500, and can achieve a DOI reading of 55+ with the 800 grit and 75+ with the 1500 grit.

RESINS

2"		3"	
591801	#50	591901	#50
591802	#100	591902	#80
591803	#200	591903	#200
591804	#400	591904	#400
591805	#800	591905	#800
591806	#1500	591906	#1500
591807	#3000	591907	#3000



LUTEUS

The Luteus is a hybrid tool that works well for the dry polishing of concrete and terazzo floors. Used only in dry grinding, the tool is easy to apply to our machines and has good durability and flexibility.

522501	LUTEUS POLISHING DISC 5"/125mm #50	1 pcs/ set
522502	LUTEUS POLISHING DISC 5"/125mm #100	1 pcs/ set
522503	LUTEUS POLISHING DISC 5"/125mm #200	1 pcs/ set
523501	LUTEUS POLISHING DISC 7"/180mm #50	3 pcs/ set
523502	LUTEUS POLISHING DISC 7"/180mm #100	3 pcs/ set
523503	LUTEUS POLISHING DISC 7"/180mm #200	3 pcs/ set
523504	LUTEUS POLISHING DISC 7"/180mm #400	3 pcs/ set
523505	LUTEUS POLISHING DISC 7"/180mm #800	3 pcs/ set
523506	LUTEUS POLISHING DISC 7"/180mm #1500	3 pcs/ set
523507	LUTEUS POLISHING DISC 7"/180mm #3000	3 pcs/ set
523511	LUTEUS POLISHING DISC 8,5"/210mm #50	3 pcs/ set
523512	LUTEUS POLISHING DISC 8,5"/210mm #100	3 pcs/ set
523513	LUTEUS POLISHING DISC 8,5"/210mm #200	3 pcs/ set
523514	LUTEUS POLISHING DISC 8,5"/210mm #400	3 pcs/ set
523515	LUTEUS POLISHING DISC 8,5"/210mm #800	3 pcs/ set
523516	LUTEUS POLISHING DISC 8,5"/210mm #1500	3 pcs/ set
523517	LUTEUS POLISHING DISC 8,5"/210mm #3000	3 pcs/ set
523521	LUTEUS POLISHING DISC 9,5"/240mm #50	3 pcs/ set
523522	LUTEUS POLISHING DISC 9,5"/240mm #100	3 pcs/ set
523523	LUTEUS POLISHING DISC 9,5"/240mm #200	3 pcs/ set
523524	LUTEUS POLISHING DISC 9,5"/240mm #400	3 pcs/ set
523525	LUTEUS POLISHING DISC 9,5"/240mm #800	3 pcs/ set
523526	LUTEUS POLISHING DISC 9,5"/240mm #1500	3 pcs/ set
523527	LUTEUS POLISHING DISC 9,5"/240mm #3000	3 pcs/ set
523541	LUTEUS POLISHING DISC 11"/280mm #50	3 pcs/ set
523542	LUTEUS POLISHING DISC 11"/280mm #100	3 pcs/ set
523543	LUTEUS POLISHING DISC 11"/280mm #200	3 pcs/ set
523544	LUTEUS POLISHING DISC 11"/280mm #400	3 pcs/ set
523545	LUTEUS POLISHING DISC 11"/280mm #800	3 pcs/ set
523546	LUTEUS POLISHING DISC 11"/280mm #1500	3 pcs/ set
523547	LUTEUS POLISHING DISC 11"/280mm #3000	3 pcs/ set
523531	LUTEUS POLISHING DISC 13"/330mm #50	1 pcs/ set
523532	LUTEUS POLISHING DISC 13"/330mm #100	1 pcs/ set
523533	LUTEUS POLISHING DISC 13"/330mm #200	1 pcs/ set
523534	LUTEUS POLISHING DISC 13"/330mm #400	1 pcs/ set
523535	LUTEUS POLISHING DISC 13"/330mm #800	1 pcs/ set
523536	LUTEUS POLISHING DISC 13"/330mm #1500	1 pcs/ set
523537	LUTEUS POLISHING DISC 13"/330mm #3000	1 pcs/ set



WOD - WET OR DRY

The WOD is designed to polish natural stone floors. The WOD can be used wet or dry, offering unparalleled flexibility on a variety of natural stone floors.

Available in the sizes: 180 mm/ 7", 215 mm/ 8", 240 mm/ 9", 330 mm/ 12" and grits: 50, 100, 200, 400, 800, 1500, 3000.



SCANPAD DANCERS

The ScanPad Dancer is an efficient and easy to use diamond impregnated pad, used for the polishing and maintenance of concrete and terrazo floors.

ScanPad Dancer is available in four different grits: No. 1 Red #400, No. 2 Blue #800, No. 3 Yellow #1500, No. 4 Green #3000.

ScanPad Dancer is avalibale in ten different sizes:
7", 8", 9", 11", 13", 15", 16", 17", 18", 20"



CHEMICALS

All our chemical products are assessed by the Swedish Byggvarubedömningen, based on relevant environmental and health criteria. The assessments provide clear information about product content and impact, supporting informed and sustainable choices in construction projects.



TYROLIT PORE FILLER 100

for surface treatment of cementitious surfaces
20083856 | 9 litres

The Tyrolit Pore Filler 100 is used to close pores, holes and small cracks of max. 4–5 mm on ground floors and screeds. For this purpose, the Pore Filler 100 is mixed with grinding dust in order to provide the filler compound with a look similar to the floor. The compound is then used to manually fill cracks and holes in the floor. The Tyrolit Pore Filler 100 is ideal for smaller to medium-sized floors.



TYROLIT EASY GROUT

for surface treatment of cementitious surfacesr
20097378 | 20 litres

The Tyrolit Easy Grout is used to close pores, holes and small cracks of max. 2–3 mm on ground floors and screeds. For that purpose, the Easy Grout is sprayed on to the floor during the grinding process. The resulting mix of grinding dust and Easy Grout acts as a filler and is worked into the surface while grinding the floor. Ideal grinding step for the Easy Grout: rough grinding w/ metal bond tools, grit size 80–120#. The Tyrolit Easy Grout is the ideal solution for grouting large surfaces.



TYROLIT DENSIFIER 3

for densifying and hardening mineral surfaces
20083477 | 20 litres

Tyrolit Densifier 3 is a concrete densifier and surface hardener. It is used after the grinding steps (and before the polishing steps), in order to give the floor its final mechanical properties. Densifier 3 consists of mixed silicates which densify the mineral surfaces and have a dust-binding effect. The resistance of the floor to mechanical loads and abrasion is improved by hardening and densification. The resistance of the floor to water absorption is also increased.



TYROLIT SEALER 50

water-based sealer for cementitious surfaces, film-forming
20083643 | 10 litres

Treatment with Tyrolit Sealer 50 reduces the penetration of liquids, greases and dirt. The sealer is applied after the final polishing of the floor. To increase the gloss, the floor can be polished again after application of Sealer 50.

Additional hazard characteristics
EUH208 Contains a mixture of: 5-chloro-2-methyl-2H-isothiazol-3-one and 2-methyl-2H-isothiazol-3-one (3:1). May produce an allergic reaction.

Safety information/Prevention
P260 Do not breathe dust / fume / gas / mist / vapours / spray.
P280 Wear protective gloves / protective clothing / eye protection / face protection.



TYROLIT PREMIUM SEALER WB

water-based premium sealer for cementitious surfaces
20088743 | 10 litres

The treatment of the floor with the Tyrolit Premium Sealer WB reduces the penetration of liquids, grease and dirt. The penetration of water is reduced considerably while the floor remains vapour permeable. The Premium Sealer WB is applied after the final polishing step. The application may slightly intensify the colour(s) of the floor. After the application of the Premium Sealer WB the floor may be burnished in order to increase the gloss of the floor. The components of the sealer are mostly UV-resistant and non-yellowing.

Safety information/Prevention
P260 Do not breathe dust / fume / gas / mist / vapours / spray.
P280 Wear protective gloves / protective clothing / eye protection / face protection.



TYROLIT DUO 30

the combination of densification and surface protection
20083855 | 20 litres

Tyrolit Duo 30 densifies the floor. It also reduces the penetration of liquids and dirt, while the surface remains vapour permeable. The result is a floor with improved abrasion resistance. The surface is also easier to clean and less susceptible to stains and soiling.

100500 CONCRETE TEST KIT

Take the guess work out of tooling selection with the Mohs hardness test. The Concrete Test Kit helps you to determine the hardness of the concrete, allowing you to select the correctly bonded tools for maximum productivity and extended tool life.



CONCRETE TEST KIT

Soft diamonds on soft concrete or hard diamonds on hard concrete are not a good combination. The concrete hardness test kit helps you determine the hardness of the concrete surface according to the Mohs scale, making it easier to choose the right tool for the job. This helps increase productivity and reduce tool wear.

Simply make a scratch on the concrete surface to determine its hardness according to the Mohs scale. Start testing with the stick with the lowest number and work your way up until you can scratch the surface. Check the number on the stick that made the scratch and select your tools accordingly. Please note that this is only a guide to help you choose the right tools.



GRINDING GUIDE

Concrete polishing is the process of refining a concrete surface until the desired refinement is achieved. The term "concrete polishing" is used loosely and can include everything from a two step grind and seal to an eight step mirror finish. It's all about refinement – polishing a surface means that one starts with a rough diamond tool (low grit* number) or abrasive profile and refines this into a smaller and smaller profile (high grit number) until maximum refinement is achieved. A very common mistake is to skip refinement levels and rush the process. This only causes excessive wear on the diamond tool and usually takes much longer overall. It's easy to break up the process of concrete polishing into three main components: Grinding, Honing, and Polishing.

In the following sections you could read more about the grinding system "World Series Floor" by Scanmaskin. You will also get access to different guides for removal of old floor covering and grinding of other basis than concrete. The guide also contains grinding tips and different grinding techniques.

* Grit. Is the English word for "grain". It is used to describe the grain sizes in the diamond tool, often shorten with #.


28
SCANMASKIN
MACHINES–MINERALS–KNOW-HOW

How to get a WORLD SERIES FLOOR

There are THREE different diamond systems that can each be used to achieve a matte, glossy, or super glossy finish. We call them WORLD SERIES MATTE, WORLD SERIES HF (High finish), and WORLD SERIES VHF (Very high finish). Please keep in mind this is only three common finishes and is not a comprehensive list or specification. To achieve each finish, a few different combinations of metal and transitional tools can be used.

The World Series 400 ceramic is a great tool for transitioning into the World Series resin tools which are used for the final polishing. The transitional steps are very important, as these transform the surface from a rough and open profile into a tight and dense floor.

WORLD SERIES FLOOR (BASIC STEPS)

1.	Start with optional grit of our WORLD SERIES METAL TOOLS to achieve desired aggregate exposure. End with a World Series #60/80 grit tool.		WORLD SERIES METALS #60/80 See more on page: 26-27
2.	Apply one or more coats of a concrete hardener, for example TYROLIT DENSIFIER 3. Follow the manufacturer's instructions to achieve full coverage of the surface.		TYROLIT DENSIFIER 3 See more on page: 30
3.	Continue with the WORLD SERIES CERAMIC TOOLS. Start with #80 and end with optional grit, for example #400.		WORLD SERIES CERAMIC See more on page: 28

After the basic steps, you can if you want to proceed to any final step – HIGH FINISH (HF) or VERY HIGH FINISH (VHF)



REMEMBER

It's very important to choose the right tool based on your concrete floor. With the help of the Concrete Test Kit* you get the recommended tool for your floor based on a hardness index!

* Read more on page: 31

WORLD SERIES FLOOR HF (HIGH FINISH)

FOR GOOD REFINEMENT (most common) the following two methods are recommended:
From a World Series 60/80 metal tool, continue with: World Series Ceramic: 50> 100> 400 or
World Series Ceramic: 80> 200> 400

4.	Continue with the WORLD SERIES #800 RESIN. Alternatively, Luteus Pads. Two or more passes will produce the best result.		WORLD SERIES RESIN #800 See more on page: 28
5.	Apply a guard product of choice, for example TYROLIT SEALER 50.		TYROLIT SEALER 50 See more on page: 30
6.	Polish the surface with a natural fiber pad SCANPAD DANCER, #1500.		SCANPAD DANCER, #1500 See more on page: 29

WORLD SERIES FLOOR VHF (VERY HIGH FINISH)

FOR MAXIMUM REFINEMENT, the following is recommended:
From a World Series 60/80 metal tool, continue with:
World Series Ceramics 50> 80> 100> 200> 400

4.	Continue with the WORLD SERIES #800 RESIN. Alternatively, Luteus Pads. Two or more passes will produce the best result.		WORLD SERIES RESIN #800 See more on page: 28
5.	Continue with the WORLD SERIES RESIN #1500. Alternatively, Luteus Pads. Two or more passes will produce the best result.		WORLD SERIES RESIN #1500 See more on page: 28
6.	Apply a guard product of choice, for example TYROLIT SEALER 50.		TYROLIT SEALER 50 See more on page: 30
7.	Polish the surface with a natural fiber pads, SCANPAD DANCER, #1500, followed by #3000.		SCANPAD DANCER #1500, #3000 See more on page: 29



REMEMBER

NOTE! It is very important to clean the surface thoroughly after each grinding step, either with a vacuum cleaner or with a scrubber with only water.

WORLD SERIES FLOOR MATTE (MATTE FINISH)

1.	Start with optional grit of WORLD SERIES METAL to achieve desired aggregate exposure. End with a world series metals #60/80.		WORLD SERIES METALS #60/80 See more on page: 26-27
2.	Continue with the WORLD SERIES CERAMIC TOOLS, to achieve a scratch free and fine surface. (#80)		WORLD SERIES CERAMIC #80 See more on page: 28
3.	Apply one coat of a CONCRETE HARDENER of choice, for example TYROLIT DENSIFIER 3. Follow the manufacturer's instructions to achieve full coverage of the surface.		TYROLIT DENSIFIER 3 See more on page: 30
4.	Continue with the WORLD SERIES CERAMIC TOOLS, to achieve a scratch free and fine surface. (#100)		WORLD SERIES CERAMIC #100 See more on page: 28
5.	Apply a matte protective guard, for example TYROLIT DUO 30.		TYROLIT DUO 30 See more on page: 30

GRINDING OF GRANITE, MARBLE AND NATURAL STONE

1.	Start with grinding down the surface if you need to remove deep scratches in the stone, with WS DOUBLE GOLD / BLUE #140/150 (depending on your floors character). This is a medium hard tool with very fine diamonds. Works fine both dry and wet. When grinding granite, we recommend using water, or at least moisten the surface.		WS DOUBLE GOLD / BLUE See more on page: 26-27
2.	After Step 1, we recommend you to grind with our WORLD SERIES CERAMICS TOOLS #50. This will eliminate the risk of any grind roses after Bauta Double White. It works fine to grind both wet and dry with World Series Ceramics. Always use water when grinding granite.		WORLD SERIES CERAMICS See more on page: 28
3.	Continue with WOD GREY. If grinding is not necessary, you start right away with the WOD Grey, which then becomes your first step. WOD Grey is a unique tool that makes both wet and dry polishing possible. When you polish granite, we recommend to always using water, or at least moistens the surface.		WOD GREY See more on page: 29
4.	Continue with WOD Black, blue, red, white, yellow and green.		



GRINDING TECHNIQUES

Cross-hatching (ea, operating the grinder in a North to South then East to West grid pattern) is always recommended, both when changing grits and also when performing more than one pass per grit. Cross-hatching provides more consistent refinement across the surface and helps avoid visible lines in the floor, sometimes referred to as “cornrows”. In addition to cross-hatching, using a diagonal pattern to create a third cutting angle can also improve the refinement process.

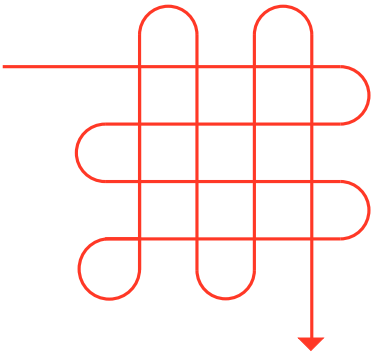

GRINDING

The World Series Metals are an aggressive metal bonded diamond tool that cuts a floor down to the proper level and removes small blemishes in the surface of the concrete. Aggregate exposure can also be determined at this stage in the grinding process.

HONING

The World Series Ceramic transitional is designed to transition the scratch pattern from an aggressive metal tool profile into a highly refined surface that is ready to be polished. A decent amount of material is still being removed at this stage and the deep scratches from the metal tools are erased.

POLISHING

The World Series Resin is a high grit/ low abrasive tool that is used to polish the surface to maximum refinement. Maximum refinement should be achieved at each grit level, and is evident when the previous scratch / profile is completely gone and replaced with the new profile.

EDGES

Start with the edging and then continue with the field and keep this pattern throughout the different grits. This sequence allows the large grinder to clean up the scratch pattern from the edge tool. Any edge curl can be corrected at this stage before processing the floor with the larger grinder.

MAINTENANCE

Maintenance is often overlooked in the world of polished concrete. Therefore, we want you to remember that your floor will only perform well if it is continually maintained. The first step of maintenance is to keep the floors cleaned. A good solution is to use an auto-scrubber to absorb dirt and grit from the surface. In addition, neutral cleaners and even densifier can be added to the auto-scrubber and used while cleaning the floor. This helps keep the surface clean and shiny and can be incorporated into a daily maintenance routine.

GRINDING OF **BRIDGES, GARAGES AND PARKING AREAS**

For grinding bridges, garages and parking decks we recommend one of our larger grinders, as Scanmaskin 650 and upwards. For the best and fastest results, we recommend one of our machines with radio control.

1 Remove the old layer and grind out a clean concrete surface with TWIN TIGER, TIGER GOLD WH or PIRANHA.



TIGER GOLD,
TIGER GOLD WH,
PIRANHA
See more on page: 24

2 If you need to remove coarse scratches after using the the tiger or Piranha tool you can do it with the help of BAUTA DOUBLE BLACK or WORLD SERIES METALS in #16/20 and hardness of your choice.



BAUTA DOUBLE BLACK
WORLD SERIES METALS
See more on page: 25 & 26-27

GRINDING OF **WOODEN BRIDGES**

1 Remove the old surface layer and work up a clean wood surface with the tool SCRATCH WITH CLAW.



SCRATCH WITH CLAW
See more on page: 24

2 If you need to remove coarse scratches for the use of Scratch with claw you can do it with the help of SCRATCH ROUGH or SCRATCH MEDIUM.



SCRATCH ROUGH
SCRATCH MEDIUM
See more on page: 24





GRINDING OF **HARDWOOD FLOORS**

For grinding of wood and parquet flooring, we recommend Scanmaskin 18.
Follow these steps to get optimal results; do not forget to vacuum the floor thoroughly between the different steps:

1 If you need to remove the old flooring you should use the SCRATCH WITH CLAW.



SCRATCH WITH CLAW
See more on page: 24

2 For rough sanding, smoothing and old wooden floors we recommend the tool SCRATCH ROUGH. You do this even if you have to remove paint or varnish. The result is an even, clean floor.



SCRATCH ROUGH
See more on page: 24

3 If you followed the previous steps, we recommend you to use the tool SCRATCH MEDIUM before proceeding to the next step.



SCRATCH MEDIUM
See more on page: 24

4 If you already have a flat floor without any coating, this is your first step. Put on the Velcro holders and middle cushion, and then attach the sandpaper. Begin with SANDPAPER #24 or #40, it is always best to start with a fine sandpaper to optimize the grinding process.

Continue and grind with sandpaper #60
Continue with sandpaper #100
Continue with sandpaper #120



SANDPAPER
See more on page: 24

The grinded surface is now ready for impregnation with oil or varnish.

REMOVAL WORK OF OLD COATINGS **UP TO 7 MM**

To this removal work we recommend our larger grinding machines. Scanmaskin 650 up to Scanmaskin 32 World Series.

1 Use the tool TWIN TIGER alternatively TIGER GOLD WH.



TWIN TIGER
TIGER GOLD WH
See more on page: 24

2 If you need to remove coarse scratches after using the TIGER TOOL, you can do it with the help of BAUTA DOUBLE BLACK or WORLD SERIES METALS in #16/20 and hardness of your choice.



BAUTA DOUBLE
WORLD SERIES METAL
See more on page:
25 & 26-27

REMOVAL WORK OF OLD COATINGS **UP TO 4 MM**

For this, we recommend that you use one of our smaller grinding machines, from Scanmaskin 330 up to Scanmaskin 500 PD.

1 Use the tool TIGER SILVER alternatively RAZORBACK.



TIGER SILVER
RAZORBACK
See more on page: 24

2 If you need to remove coarse scratches after using the TIGER TOOL, you can do it with the help of BAUTA DOUBLE BLACK or WORLD SERIES METALS in #16/20 and hardness of your choice.



BAUTA DOUBLE BLACK
WORLD SERIES METAL
See more on page:
25 & 26-27

3 Here we recommend to use BAUTA DOUBLE BLUE. For very hard concrete we recommend WORLD SERIES METAL in yellow or gold in #16/20.



BAUTA DOUBLE BLUE
WORLD SERIES METAL
See more on page:
25 & 26-27

FLOOR PREPARATION BEFORE NEW COATING **THICKER THAN 0,5 MM**

Here we recommend to use the tool BAUTA DOUBLE BLACK. For very hard concrete use the tool WORLD SERIES METAL in yellow or gold in #16/20.

If you want to create a rough surface with your grinding machine Scanmaskin 650, you can use the BUSH HAMMER tool on 3 mm coating. The result can be compared to the surface after using a milling machine (scaryfier) or a blasting machine.



BAUTA Double Black S



World Series Metal, #16/20



Bush hammer



How to get the best floor prep

SURFACE PREPARATION

	16/20 World Series Metals	Bauta Crush	Razorback	Tiger gold	Tiger gold WH	Twin tiger	Tiger silver	Piranha	Bush hammer
Glue / Mastic	Yes	Yes	Yes	No	No	No	No	Yes	No
Floor Paint	Yes	Yes	Yes	No	No	No	Yes	Yes	No
Epoxy	No	Yes <1mm	Yes <3mm	Yes >3mm	Yes <3mm	Yes <3mm	Yes	Yes <1mm	Yes
Screed / Rough Surface	Yes	Yes	Yes	Yes	Yes	Yes	Yes	No	Yes
Joints & Ridges	Yes	Yes	Yes	Yes	No	No	Yes	No	No

TYROLIT CONSTRUCTION SWEDEN AB
Heljesvägen 10
SE-437 36 Lindome, Sweden
Tel +46 31-99 49 70
Email: info.sweden@tyrolit.com
www.scanmaskin.com