

# GRINDING GUIDE

FOR A PERFECT  
GRINDING RESULT



**SCANMASKIN**  
MACHINES-MINERALS-KNOW-HOW



# CONTENT

## MACHINES

Grinding Machines	4
Industrial Vacuums	12
Power Trowels	16
Burnisher	16

## TOOLS

Coating Removal	17
Hardwood Tools	17
Concrete Grinding Tools	18
Polishing Tools	22

## GRINDING GUIDE

World Series Floor - Basic steps	26
World Series Floor - High finish	28
World Series Floor - Very High finish	28
World Series Floor - Matte finish	30
Grinding of Granite, Marble and Natural Stone	30
Grinding techniques	31
Grinding of Bridges, Garages and Parking Areas	32
Grinding of Wooden Bridges	32
Grinding of Hardwood floors	33
Removal work and floor preparation	34

# SCANMASKIN 330 / SCANMASKIN 330 RS

516000 SCANMASKIN 330 230V 1-PHASE | 516070 SCANMASKIN 110 V 1-PHASE | 516055 SCANMASKIN 330 400 V 3-PHASE | 516503 SCANMASKIN 330RS 230 V 1-PHASE | 516502 SCANMASKIN 330RS 110 V 1-PHASE | 516505 SCANMASKIN 330 RS 400 V 3-PHASE

The Scanmaskin 330 is a powerful and easy to use machine, and is one of the most versatile machines on the market. The 330 mm / 13 inch single grinding disc is effective for grinding smaller areas, edging long stretches of the floor, lite coating removal and surface prep. A simple and quick adjustment allows the operator to change the configuration of the Scanmaskin 330 from a small grinder into an edger.

The 330 mm / 13 inch disc on the Scanmaskin 330 can be configured with 3, 6, or 9 of our metal, ceramic, or resin bond diamond tools. This allows the machine to cut more aggressively when necessary, or grind softer surfaces by spreading out the weight and using more tools. For smooth and simple transport, the Scanmaskin 330 can easily be separated into two parts, each weighing well under 50 kg.

The Scanmaskin 330 is available in several different power configurations, along as single and variable speed (RS - regulated speed).

An optional 14.5 kg / 32 lbs weight is available for Scanmaskin 330 and increases productivity in most cases.

## TECHNICAL DATA

	SCANMASKIN 330 1-PHASE		SCANMASKIN 330 RS 1-PHASE	
<b>Voltage:</b>	110-120 V 1~	220-240 V 1~	110-120 V 1~	220-240 V 1~
<b>Motor power:</b>	1,5 kW / 2 hp	1,5 kW / 2 hp	1,1 kW / 1,4 hp	2,2 kW / 3 hp
<b>Current:</b>	16 Amp or 20 Amp	10 Amp	15 Amp	10 Amp
<b>Frequency:</b>	50 Hz or 60 Hz	50 Hz	60 Hz	50 Hz
<b>Grinding speed:</b>	750 rpm	600 rpm	150-400 rpm	250-750 rpm
<b>Grinding disc:</b>	1 x 330 mm / 1 x 13"	1 x 330 mm / 1 x 13"	1 x 330 mm / 1 x 13"	1 x 330 mm / 1 x 13"
<b>Grinding width:</b>	330 mm / 13"	330 mm / 13"	330 mm / 13"	330 mm / 13"
<b>Weight:</b>	65 kg / 143 lbs	65 kg / 143 lbs	70 kg / 154 lbs	70 kg / 154 lbs
<b>Other:</b>	CE-marking	CE-marking	CE-marking	CE-marking

	SCANMASKIN 330 3-PHASE		SCANMASKIN 330 RS 3-PHASE	
<b>Voltage:</b>	400 V 3~		400 V 3~	
<b>Motor power:</b>	4 kW / 5 hp		4 kW / 5 hp	
<b>Current:</b>	16 Amp		16 Amp	
<b>Frequency:</b>	50-60 Hz		50-60 Hz	
<b>Grinding speed:</b>	1430 rpm		250-1500 rpm	
<b>Grinding disc:</b>	1 x 330 mm / 1 x 13"		1 x 330 mm / 1 x 13"	
<b>Grinding width:</b>	330 mm / 13"		330 mm / 13"	
<b>Weight:</b>	65 kg / 143 lbs		70 kg / 154 lbs	
<b>Other:</b>	CE-marking		CE-marking	



# SCANMASKIN 18

524580 SCANMASKIN 18 110 V 1-PHASE | 524518 SCANMASKIN 18 230 V 1-PHASE

The Scanmaskin 18 is designed to grind and sand different types of wood and concrete surfaces. This includes painted and damaged or old wood flooring along with new installations. The Scanmaskin 18 is a great solution for grinding both plank flooring and parquet floors.

Thanks to its size, the Scanmaskin 18 is a very smooth machine that you can easily get close to the wall. It is also equipped with adjustable speed so you can adjust your speed depending on the surface and tooling being used. Adjustable speed is important to have when sanding wooden floors or grinding and polishing concrete.

There's a large selection of tooling that can be used on the machine, mounted with either velcro holders or our custom ScanOn attachment. The ScanOn attachment system makes it quick and easy to change tooling. For smooth and simple transport, the Scanmaskin 18 separates into two compact pieces that can be loaded into a large car trunk.

An optional 22.5 kg / 50 lbs weight is also available and increases productivity in most cases.

## TECHNICAL DATA

Available in two versions: 110-120 V, max 15 Amp or 220-240V, 12 Amp.

<b>Voltage:</b>	110-120 V 1~	220-240 V 1~
<b>Motor power:</b>	1,1 kW / 1,4 hp	2,2 kW / 2,9 hp
<b>Current:</b>	15 Amp	12 Amp
<b>Frequency:</b>	50-60 Hz	50-60 Hz
<b>Grinding speed:</b>	200-500 rpm	300-750 rpm
<b>Grinding disc:</b>	3 x 160 mm / 3 x 6,5"	3 x 160 mm / 3 x 6,5"
<b>Grinding width:</b>	450 mm / 18"	450 mm / 18"
<b>Weight:</b>	95 kg / 210 lbs (grinding unit 65 kg / 145 lbs + handle 30 kg / 66 lbs)	95 kg / 210 lbs (grinding unit 65 kg / 145 lbs + handle 30 kg / 66 lbs)
<b>Other:</b>	CE-marking	CE-marking



## SCANMASKIN 450

524505 SCANMASKIN 450 230 V 1-PHASE | 524511 SCANMASKIN 450 110 V 1-PHASE

The Scanmaskin 450 is a floor grinder which combines a small footprint with high productivity. It's similar to the Scanmaskin 18, but does not have variable speed or multi direction grinding heads. It is a versatile grinder for both aggressive and fine grinding of concrete and natural stone surfaces, and also very effective in removing thin coatings such as paint and dried carpet residues.

The Scanmaskin 450 is a flexible and easy to use grinding machine, perfect for the rental market and smaller sized jobs with space constraints. This grinder is light yet durable, being constructed almost 100% from steel. The spring-steel flex heads reduces vibrations, and allows the machine to grind rough surfaces with minimal effort for the operator.

An optional 22.5 kg / 50 lbs weight is available and increases productivity in most cases.

### TECHNICAL DATA

Available in two versions: 110 V 1~ - 20 Amp and 230 V 1~ - 12 Amp.

<b>Voltage:</b>	110-120 V 1~	230 V 1~
<b>Motor power:</b>	1,5 kW / 2 hp	2,2 kW / 2,9 hp
<b>Current:</b>	20 Amp	12 Amp
<b>Frequency:</b>	60 Hz	50 Hz
<b>Grinding speed:</b>	875 rpm	730 rpm
<b>Grinding disc:</b>	3 x 160 mm / 3 x 6,5"	3 x 160 mm / 3 x 6,5"
<b>Grinding width:</b>	450 mm / 17,5"	450 mm / 17,5"
<b>Weight:</b>	90 kg / 198 lbs	100 kg / 220 lbs
<b>Other:</b>	CE-marking	CE-marking



## SCANMASKIN 450 NS

524502 SCANMASKIN 450 NS 230 V 1-PHASE

The Scanmaskin 450 NS combines a compact size with power and high efficiency. The Scanmaskin 450 NS comes standard with a built-in water tank for wet grinding, which makes this machine great for grinding of terrazzo and eliminates the need for an external water source.

Scanmaskin 450 NS is flexible, easy to use, and suitable for both the rental market and smaller sized jobs with space constraints. The Scanmaskin 450 NS also features variable speed, which is important for certain grinding and polishing applications.

The spring-steel flex heads reduces vibrations, and allows the machine to grind rough surfaces with minimal effort for the operator.

An optional 22.5 kg / 50 lbs weight is available and increases productivity in most cases.

### TECHNICAL DATA

<b>Voltage:</b>	230 V 1~
<b>Motor power:</b>	2,2 kW / 2,9 hp
<b>Current:</b>	12 Amp
<b>Frequency:</b>	50-60 Hz
<b>Grinding speed:</b>	500-1050 rpm
<b>Grinding disc:</b>	3 x 160 mm / 3 x 6,5"
<b>Grinding width:</b>	450 mm / 17,5"
<b>Weight:</b>	125 kg / 275 lbs
<b>Other:</b>	CE-marking
<b>Water tank:</b>	18 liter / 4,7 US gallons



## SCANMASKIN 500i

530000 SCANMASKIN 500i 400 V 3-PHASE

The Scanmaskin 500i is a highly effective and powerful machine despite its compact size. This single speed planetary machine is very reliable and simple to use. It is robust and works well for surface preparation work, such as rough grinding and coating removal.

There's a large selection of tooling that can be used on the machine, including everything from PCD scrapers to polishing resins. The ScanOn attachment system makes it quick and easy to change tooling. The Scanmaskin 500i features 100% steel construction, along with our patented flex head system for reduced vibration and smooth operation on rough surfaces. The result is a reliable machine with minimal maintenance requirements.

An optional 22.5 kg / 50 lbs weight is available and increases productivity in most cases.

### TECHNICAL DATA

<b>Voltage:</b>	400 V 3~
<b>Motor power:</b>	5 kW / 6.8 hp
<b>Current:</b>	16 Amp
<b>Frequency:</b>	50-60 Hz
<b>Grinding speed:</b>	950 rpm
<b>Grinding disc:</b>	3 x 160 mm / 3 x 6,5"
<b>Grinding width:</b>	500 mm / 20"
<b>Weight:</b>	150 kg / 330 lbs
<b>Other:</b>	CE-marking



## SCANMASKIN 500 RS

532020 SCANMASKIN 500 RS

The Scanmaskin 500 RS is a compact yet powerful floor grinder offering high efficiency and reliability. It is easy to operate, maneuver, and ideal for grinding concrete, stone, terrazzo, and removing coatings from floor surfaces.

Equipped with adjustable speed and a soft start, the Scanmaskin 500 RS allows precise control and easy adjustment of the grinding motor's rotation direction via the control panel. Its patented flexible tool holders, made of durable ductile iron, are optimized for both aggressive removal and smooth polishing.

The robust design, featuring spring steel discs on the grinding head, minimizes vibrations and adapts well to uneven surfaces. With a hybrid system of timing belts and gears, the machine ensures stable, low-maintenance operation.

Made entirely of steel in Sweden for exceptional durability, the grinder can be divided into two parts for easy transport. An optional 22.5 kg (50 lbs) weight package is also available.

### TECHNICAL DATA

<b>Voltage:</b>	400 V 3~
<b>Motor power:</b>	5 kW / 6.8 hp
<b>Current:</b>	16 Amp
<b>Frequency:</b>	50-60 Hz
<b>Grinding speed:</b>	250-1150 rpm
<b>Grinding disc:</b>	3 x 160 mm / 3 x 6,5"
<b>Grinding width:</b>	500 mm / 20"
<b>Weight:</b>	155 kg / 341 lbs
<b>Other:</b>	CE-marking



# SCANMASKIN 500 PD

530502 SCANMASKIN 500PD 230 V 1- PHASE | 530500 SCANMASKIN 500PD 400 V 3- PHASE

The Scanmaskin 500 PD comes standard with a built-in water tank for wet grinding, which makes this machine great for grinding of terrazzo and eliminates the need for an external water source. Scanmaskin 500 PD is flexible, easy to use, and suitable for both the rental market and small to medium sized jobs with space constraints. The unit also features variable speed, which is important for certain grinding and polishing applications and makes it more aggressive in coatings removal.

There's a large selection of tooling that can be used on the machine, including everything from PCD scrappers to polishing resins. The ScanOn attachment system makes it quick and easy to change tooling. The Scanmaskin 500 PD features 100% steel construction, along with our patented flex head system for reduced vibration and smooth operation on rough surfaces. The result is a reliable machine with minimal maintenance requirements.

An optional 22.5 kg / 50 lbs weight is available and increases productivity in most cases.

## TECHNICAL DATA

	STANDARD	1-PHASE
Voltage:	400 V 3~	230 V 1~
Motor power:	5 kW / 6.8 hp	5 kW / 6.8 hp
Current:	16 Amp.	30 Amp.
Frequency:	50-60 Hz	50-60 Hz
Grinding speed:	250-1150 rpm	250-1150 rpm
Grinding disc:	3 x 160 mm / 3 x 6,5"	3 x 160 mm / 3 x 6,5"
Grinding width:	500 mm / 20"	500 mm / 20"
Weight:	160 kg / 353 lbs	160 kg / 353 lbs
Other:	CE-marking	CE-marking
Water tank:	18 liter / 4,7 US gallons	18 liter / 4,7 US gallons



# SCANMASKIN 650

560003 SCANMASKIN 650 230 V 1- PHASE | 560002 SCANMASKIN 650 400 V 3-PHASE

The Scanmaskin 650 is a robust and stable machine made of steel, designed for both residential and commercial applications with its 650 mm / 25.6" grinding width. The Scanmaskin 650 uses a patented planetary system to drive its three heads drum, which are powered by a double-sided cog belt and gear ring. This design helps reduce the amount of stress and torque on the operator.

The Scanmaskin 650 features industrial grade components and is designed for durability and simple maintenance. This model can also be used for wet grinding with the included water connection valve (pressurized water hose required).

## TECHNICAL DATA

	STANDARD	1-PHASE
<b>Voltage:</b>	400 V 3~	230 V 1~
<b>Motor power:</b>	7,5 kW / 10 hp	4 kW / 5 hp
<b>Current:</b>	16 Amp	30 Amp
<b>Frequency:</b>	50-60 Hz	50-60 Hz
<b>Grinding speed:</b>	350-1100 rpm	350-900 rpm
<b>Grinding disc:</b>	3 x 220 mm / 3 x 8,5"	3 x 220 mm / 3 x 8,5"
<b>Grinding width:</b>	650 mm / 25,6"	650 mm / 25,6"
<b>Weight:</b>	320 kg / 705 lbs	320 kg / 705 lbs
<b>Grinding pressure:</b>	180 kg / 396 lbs	180 kg / 396 lbs
<b>Other:</b>	CE-marking	CE-marking



# SCANMASKIN 650 PROPANE

560500WT SCANMASKIN 650 PROPANE WITH WATER TANK

The Scanmaskin 650 Propane is a robust and stable machine, designed to be operated 100% from propane. This makes it very flexible in many different applications, since it has the ability to operate in virtually any environment (must be well ventilated or outside). The Scanmaskin 650 Propane is great for outdoor applications where there are limited power options. Of course you can also use the machine indoors, but must have good cross ventilation for operator safety.

The machine is equipped with a 22 liter / 5.8 US gallons water tank which provides a self contained solution for wet grinding. This allows an operator to wet grind with no cables or hoses attached. With its additional weight and motor power, the Scanmaskin 650 Propane is very powerful for its size yet efficient on fuel.

The Scanmaskin 650 Propane uses a patented planetary system to drive its three heads drum, which are powered by a double-sided cog belt and gear ring. This design helps reduce the amount of stress and torque on the operator.

## TECHNICAL DATA

<b>Motor:</b>	Kawasaki FX603
<b>Motor power:</b>	18 hp
<b>Propantank:</b>	P11
<b>Grinding speed:</b>	600-960 rpm
<b>Grinding disc:</b>	3 x 220 mm / 3 x 8,5"
<b>Grinding width:</b>	650 mm / 25,6"
<b>Weight:</b>	382 kg / 842 lbs
<b>Other:</b>	CE-märkt
<b>Water tank:</b>	22 liter / 5,8 US gallons



# SCANMASKIN 750

575000 SCANMASKIN 750

The Scanmaskin 750 is a powerful, extremely robust, and stable grinder, constructed entirely from durable steel. Equipped with reinforced bearings, shafts, and drive belts, the grinder is designed to deliver high operational reliability over time. With a grinding width of 750 mm / 29.5", the Scanmaskin 750 is suitable for both residential projects and larger commercial applications. The Scanmaskin 750 is the optimal choice for polishing, grinding, and removing even the thickest coatings.

The grinder is built to be extremely durable and easy to maintain. It is also designed to minimize vibrations and operator strain, enhancing the working environment. With the option for wet grinding, enabled by a convenient water hose connection, the machine's flexibility is further increased.

The Scanmaskin 750 is equipped with three grinding heads, each with a diameter of 280 mm / 11", cast in one solid piece of ductile iron. This design minimizes vibrations and provides a more ergonomic working environment. To ensure long service life and extra durability, the plates are laser-hardened.

The grinder's handle can be easily folded back, making transport and storage hassle-free. In tight spaces, the handle can remain folded, and the built-in handles make the grinding machine easy to maneuver.

The Scanmaskin 750 features our patented drive system powering the three grinding heads. The system is designed with a doublesided timing belt and a gear ring. Each part is carefully selected to ensure maximum reliability and top performance in all types of projects.

## TECHNICAL DATA

<b>Voltage:</b>	400 V 3~
<b>Motor power:</b>	10 kW / 13 hp
<b>Current:</b>	32 Amp
<b>Frequency:</b>	50-60 Hz
<b>Grinding speed:</b>	250-1150 rpm
<b>Grinding disc:</b>	3 x 160 mm
<b>Grinding width:</b>	750 mm
<b>Weight:</b>	372 kg
<b>Other:</b>	CE-marking



# GRINDING IN THE FAST LANE



World Series is a product line of high quality machines and tools where the development has been characterized by inspiration and knowledge from all over the world. This premium range has focused on the end user and the end product. The main focus has been fast results with efficiency, service, quality and reliability.

## SCANMASKIN 28/32 WORLD SERIES RC

572850 SCANMASKIN 28 WS RC 400 V 3-PHASE | 572855 SCANMASKIN 28 WS RC 230 V 3-PHASE  
583250 SCANMASKIN 32 WS RC 400 V 3-PHASE | 583255 SCANMASKIN 32 WS RC 230 V 3-PHASE

Scanmaskin 28 & 32 World Series RC are our largest grinding machines with radio control. The machines have a fully casted machine house which gives the machines long durability with dust free operation. The construction of the machine is designed to facilitate service as you only need to loosen three screws to gain access to the entire machine house. The machine are equipped with a new tool head for better balance and tool support which in turn gives a more efficient grinding result.

The wheels can be quickly disengaged for manual operation. The wheels are also adjustable both front and rear, allowing the operator to increase or decrease the grinding pressure. The Scanmaskin 28/32 World Series RC are equipped with a user friendly radio control and smart display. The smart display assists throughout the grinding process by providing the operator real time feedback on tooling wear and operational speed. The radio control allow the operator to make accurate adjustments while maintaining consistent production.

All of these unique advantages make this to one of the fastest and most efficient machines on the market , maximizing overall production hours and minimizing

### TECHNICAL DATA

	Scanmaskin 28 World Series RC	Scanmaskin 32 World Series RC
<b>Voltage:</b>	230 V 3~ / 400 V 3~	200 - 240 V 3~ / 400 V 3~
<b>Motor power:</b>	7,5 kW / 10 hp	11 kW / 15 hp
<b>Current:</b>	32 Amp / 16 Amp	50 Amp / 32 Amp
<b>Frequency:</b>	50 / 60 Hz	50 / 60 Hz
<b>Grinding speed:</b>	200-800 rpm	200-825 rpm
<b>Grinding disc:</b>	3 x 220 mm / 3 x 8,6"	3 x 280 / 3 x 11"
<b>Grinding width:</b>	700 mm / 28"	800 mm / 32"
<b>Weight:</b>	610 kg / 1344 lbs	640 kg / 1410 lbs
<b>Water tank:</b>	20 l / 5,2 US gallons	20 l / 5,2 US gallons
<b>Other:</b>	CE-marking	CE-marking
<b>Recommended vacuum:</b>	Scanmaskin 9000 World Series	Scanmaskin 9000 World Series



# SCANMASKIN 28/32 WORLD SERIES MOVE EDITION

572824 SCANMASKIN 28 WS MOVE EDITION 400 V 3-PHASE | 572822 SCANMASKIN 28 WS MOVE EDITION 230 V 3-PHASE  
583224 SCANMASKIN 32 WS MOVE EDITION 400 V 3-PHASE | 583222 SCANMASKIN 32 WS MOVE EDITION 230 V 3-PHASE

move/edition

Scanmaskin Move/Edition is our most ergonomic floor grinder, designed by you for you. This is a further development of our World Series Line.

A manual, planetary grinding machine with a robust casted machine house with unmatched durability. The simplistic design allows for easy and quick repairs on common service items, allowing you to get moving faster than ever.

The Move/Edition features a new handle with two adjustment points and 360 degrees of rotation on the hand grip. This also enables a good hip support along with high and low positions to accommodate any operator.

The detachable new front wheel also reduces weight when removed and gives an improved ground clearance and makes it easier to move.

The machine is equipped with solid ergo wheels with larger diameter which provide up to 40% less resistance when moving the machine.

## TECHNICAL DATA

	Scanmaskin 28 Move Edition	Scanmaskin 32 Move Edition
<b>Voltage:</b>	200-240 V 3~ / 400-480 V 3~	200-240 V 3~ / 400-480 V 3~
<b>Motor power:</b>	7,5 kW / 10 hp	11 kW / 15 kW (15 hp / 20 hp)
<b>Current:</b>	50 Amp / 16 Amp	50 Amp / 32 Amp
<b>Frequency:</b>	50 - 60 Hz	50 - 60 Hz
<b>Grinding speed:</b>	200-825 rpm	200-825 rpm
<b>Grinding disc:</b>	3 x 220 mm / 3 x 9"	3 x 280 mm / 3 x 11"
<b>Grinding width:</b>	700 mm / 28"	800 mm / 32"
<b>Weight:</b>	550 kg / 1212 lbs	570 kg / 1256 lbs
<b>Water tank</b>	20 l / 5,2 US gallons	20 l / 5,2 US gallons
<b>Other:</b>	CE-marking	CE-marking
<b>Recommended vacuum</b>	Scanmaskin 9000 World Series	Scanmaskin 9000 World Series



# SCANMASKIN 32 WORLD SERIES PROPANE MOVE EDITION

583230 SCANMASKIN 32 WS PROPANE MOVE EDITION

move/edition

The Scanmaskin 32 World Series Propane is a propane-powered grinder for occasions when you do not have access to electric power. The Scanmaskin 32 World Series Propane machine has the same unique characteristics as the other grinders in the World Series Line.

Among other things, fully casted machine housing, adjustable grinding pressure, and well-balanced tooling heads that provide the efficient grinding results that characterize the World Series Line. The Scanmaskin 32 World Series Propane machine is also equipped with an automatic safety system that monitors air oxygen levels.

The Scanmaskin 32 World Series Propane is equipped with a 30 hp Kawasaki engine which can be operated with either liquid or vapor Propane.

## TECHNICAL DATA

<b>Motor:</b>	Kawasaki LX900 (TRUFLOW LPG Fuel Systems)
<b>Motor power:</b>	30 hp
<b>Propane tank:</b>	9 kg / 20 lbs
<b>Water tank:</b>	20 liter / 5,2 US gallons
<b>Grinding speed:</b>	300-575 rpm
<b>Grinding disc:</b>	3 x 280 mm / 3 x 12"
<b>Grinding width:</b>	800 mm / 32"
<b>Weight:</b>	600 kg / 1322 lbs
<b>Other:</b>	CE-marking
<b>Recommended vacuum:</b>	Scanmaskin 9000 Propane World Series



# DUST EXTRACTION SYSTEMS VCE1200D / VCE2400D / VCE3600D / VPM600UC

11001200 VCE1200D | 11002300 VCE2400D | 11003600 VCE3600D | 11008466 VPM600UC



The new dust extraction systems VCE1200D, VCE2400D and CE3600D are specially optimised for floor grinding, but are also excellent for other applications where efficient dust collection is required. Customers can choose between three different power classes, 1.2 kW, 2.4 kW and 3.6 kW, based on their individual requirements.

All three models are dust collection H-Class certified and equipped with a cyclone system, a conical pre-filter and reliable H13 HEPA filters. A simple, user-friendly operation is ensured by easily accessible controls, low noise level and the sophisticated Longopac dust bag system. A compact design and lightweight construction allow for trouble-free transport. An additional advantage is the use of non-marking 10-inch wheels, which are construction site proof.

The VPM600UC is the perfect accessory for our three 1-phase vacuum cleaners. VCE1200, VCE2400 and VCE3600.



## TECHNICAL DATA

	VCE1200D	VCE2400D	VCE3600D	VPM600UC
<b>Voltage / Frequency:</b>	230 V / 115 V 50/60 Hz	230 V / 115 V 50/60 Hz	230 V / 115 V 50/60 Hz	
<b>Nominal power:</b>	1.2 kW	2.4 kW	3.6 kW	
<b>Nominal current:</b>	5 A / 10 A	10 A / 20 A	15 A / 30 A	
<b>Max. airflow:</b>	200 m³/h	400 m³/h	600 m³/h	600 m³/h
<b>Max. vacuum:</b>	220 mbar	220 mbar	220 mbar	
<b>Pre-filter:</b>	1.5 m²	3.0 m²	4.5 m²	
<b>HEPA-filter:</b>	1.2 m²	2.4 m²	3.6 m²	
<b>Application:</b>	Dry	Dry	Dry	Dry / Wet
<b>Hose:</b>	38 mm	50 mm	50 mm	50 mm

## DESIGN

Longopac tubelike bagging system	•	•	•	
Conical pre-filter	•	•	•	
H13 HEPA filter system	•	•	•	Pre Separates up to 90%
Manual filter cleaning	•	•	•	

## DIMENSIONS & WEIGHT

<b>Length</b>	426 mm	544 mm	544 mm	480 mm
<b>Width</b>	704 mm	729 mm	860 mm	570 mm
<b>Height</b>	1115 mm	1318 mm	1459 mm	1440 mm
<b>Weight</b>	36 kg	59 kg	69 kg	30 kg

## SCOPE OF DELIVERY

Hand suction tube	Crevice nozzle
Floor nozzle	Camlock-adapter
Suction hose	Longopac tube-like bag

# DUST EXTRACTION SYSTEMS VCE7500D

11008465 VCE7500D

Our high-performance three-phase vacuum cleaner, designed to meet the demands of the most challenging tasks. With an impressive air flow of 700m<sup>3</sup>, our large industrial vacuum cleaner ensures efficient and accurate suction of all dust and debris.

Equipped with conical polyester pre-filters and H13 HEPA filters and an integrated pre separator, our VCE7500D large vacuum cleaner provides exceptional filtration, capturing dust and allergenes for improved air quality.



## TECHNICAL DATA

	<b>VCE7500D</b>
Voltage / Frequency:	400 V / 50/60 Hz /3 ph
Power:	7.5 kW
Current consumption:	16 A
Max. airflow:	700 m <sup>3</sup> /h
Max. vacuum:	270 mbar
Filter area:	5 m <sup>2</sup>
Hose connection:	78 mm
Application:	Dry

## DESIGN

Semi-automatic filter cleaning	•
HEPA filter	•
Longopac system	•

## DIMENSIONS & WEIGHT

Length	1100 mm
Width	640 mm
Height	1680 mm
Weight	220 kg

# DUST EXTRACTION SYSTEMS VCE3000C/VCE5500C

11002932 VCE3000C | 11002933 VCE5500C

The VCE3000C and VCE5500C dust extraction systems impress with their high performance, which is based on an optimal combination of maximum depression and the highest air flow volume. They have a wide range of applications in the construction industry and are suitable for milling and grinding machines, floor saws as well as shot blasters.

The cleaning of the filter cartridges is done automatically by compressed air pulses. The HEPA filter system is optionally available on the VCE3000C and the VCE5500C.



## TECHNICAL DATA

	VCE3000C	VCE5500C
Voltage / Frequency:	400 V / 50/60 Hz	400 V / 50/60 Hz
Power:	3 kW	5.5 kW
Current consumption:	8 A	12.2 A
Max. airflow:	27 m <sup>3</sup> /min	38 m <sup>3</sup> /min
Depression:	8600 Pa	10150 Pa
Filter area:	6 m <sup>2</sup> (3 x 2 m <sup>2</sup> )	10 m <sup>2</sup> (5 x 2 m <sup>2</sup> )
Ventilator rotation speed:	5600 rpm	6350 rpm
Hose connection:	70 / 125 mm	50 / 70 / 125 mm
Application:	Dry	Dry

## DESIGN

Automatic filter cleaning	•	•
HEPA filter	•	optional
Longopac system	optional	

## DIMENSIONS & WEIGHT

Length (filter unit)	1410-1850 mm	1020 mm (1080 mm)
Width (filter unit)	780 mm	520 mm (800 mm)
Height (filter unit)	1850-2030 mm	1560 mm (1410 mm)
Weight (filter unit)	302 kg	220 kg (172 kg)



## SCANMASKIN 9000 WORLD SERIES

788501 SCANMASKIN 9000 WS ELECTRIC | 788500 SCANMASKIN 9000 WS PROPANE

The Scanmaskin 9000 World Series is our largest and most efficient industrial dust extractor, featuring increased filter capacity and built-in pre-separators. The unique and patented pre-separator separates the dust into two stages and provides up to 90% pre-separation. This means that you do not need to clean the filters as often, which provides a longer filter life and less interruptions for maintenance compared to traditional industrial dust collectors. Since the pre-separator is built into the machine, it is always included in the workplace, which means no extra equipment that needs to be handled or transported.

The filter area of the Scanmaskin 9000 World Series is 4.2 m<sup>2</sup> (45 sq/ft) and consists of 32 teflon coated filter socks and 2 Hepa 14 filters. Hepa 14 provides an extremely high filtration rate of 99.995% and takes care of the very smallest and most dangerous particles despite a very high air flow.

The electric version of the Scanmaskin 9000 World Series is equipped with a frequency control drive which allows you to adjust the power and speed depending on the application. The combination of this, together with high filter capacity and high airflow, allows you to connect more machines to the same dust extractor.

As with all machines in the World Series range, extra emphasis has been placed on design, ergonomics and ease of service. The Scan Dust 9000 WS has a height-adjustable cyclone for flexible transport options and is also equipped with solid rear wheels and 200 mm large swivel wheels for easy handling in the workplace.

### TECHNICAL DATA ELECTRIC VERSION

<b>Voltage:</b>	400-480 V 3~
<b>Motor power:</b>	7,5 kW / 10 hp
<b>Current:</b>	16 Amp
<b>Max airflow:</b>	782 m <sup>3</sup> /h / 460 CFM
<b>Max vacuum:</b>	225 mbar
<b>Hose:</b>	10 m x Ø76 / 10 m x Ø50mm (33 ft x Ø3" / 33 ft x Ø2")
<b>Inlet:</b>	Ø 76 mm / Ø3" Camlock
<b>Primary filter:</b>	32 teflonated polyester filter socks, 4.2 m <sup>2</sup> FT 99.5%
<b>Microfilter:</b>	Hepa 14, 2 x 3.9 m <sup>2</sup> 99.995%
<b>Sound level:</b>	85 dB(A)
<b>Dimension:</b>	1500 x 750 x 1990/1880/1590 mm / 59"x 29"x 74"/70"/62"
<b>Height adjustments:</b>	1990/1880/1590 mm / 74"/70"/62"
<b>Weight:</b>	340 kg / 750 lbs
<b>Frequency:</b>	50 Hz / 60 Hz
<b>Filter cleansing:</b>	Semi-automatic jetpulse

### TECHNICAL DATA PROPANE VERSION

<b>Motor:</b>	Kawasaki FX603
<b>Motor power:</b>	18 hp
<b>Propane tank:</b>	9 kg / 20 lbs
<b>Max airflow:</b>	782 m <sup>3</sup> /h / 460 CFM
<b>Max vacuum:</b>	225 mbar
<b>Hose:</b>	10m x Ø76 mm and 10 m x Ø50 mm / 33ft x 3" and 33ft x 2"
<b>Inlet:</b>	Ø76 mm / Ø3" Camlock
<b>Primary filter:</b>	32 teflonated polyester filter socks, 4.2 m <sup>2</sup> FT 99.5%
<b>Microfilter:</b>	Hepa 14, 2 x 3.9 m <sup>2</sup> 99.995%
<b>Sound level:</b>	80-100 dB(A)
<b>Dimension:</b>	1500 x 750 x 1990 mm / 59"x 29"x 74"
<b>Height adjustments:</b>	1990/1880/1590 mm / 74"/70"/62"
<b>Weight:</b>	368 kg / 811 lbs
<b>Frequency:</b>	50 Hz / 60 Hz
<b>Filter cleansing:</b>	Semi-automatic jetpulse

## BATTERY POWER TROWEL

210000 BATTERY POWER TROWEL

Battery driven trowel machine for epoxy-based coatings, broadcast quartz flooring, and stone carpet flooring.

Included: Machine, handlebar, 1 trowel disc with a diameter of 500 mm, 20 troweling blades (mounted), key for removing the trowel disc, 3 battery belts and 2 battery chargers.

### TECHNICAL DATA

Motor power:	200 W / 0.27 hp
Voltage battery:	24 VDC
Soltage battery charger:	230 V 1~/110 V 1~
Speed:	0-170 rpm
Working width:	475 mm / 18.7"
Weight:	13.5 kg / 29,8 lbs
Measure WxHxD:	55x149x25 cm / 21.7" x 58.7" x 9.84"



## ELECTRIC POWER TROWEL

220000 ELECTRIC POWER TROWEL

Electric power float for epoxy-based coatings, broadcast quartz flooring, and stone carpet flooring.

Included: Machine, handlebar, 1 trowel disc with a diameter of 500 mm, 20 troweling blades (mounted) and key for removing the trowel disc.

### TECHNICAL DATA

Motor power:	200 W / 0.27 hp
Voltage:	230 V 1~/110 V 1~
Speed:	0-170 rpm
Working width:	475 mm / 18.7"
Weight:	13.5 kg / 29,8 lbs
Measure WxHxD:	55x149x25 cm / 21.7" x 58.7" x 9.84"



## BURNISHER

400050 BURNISHER CLASSIC

The Scanmaskin Burnisher Classic is a powerful and efficient propane floor burnisher, featuring a heavy duty steel frame and standard 27" pad driver. This unit is well suited for both medium and large commercial jobs, and can burnish up to 34,000 sq ft per hour.

The Burnisher also offers a quick change system that allows the operator to change the pad driver size to a width of 24" or even 27", creating more versatility (optional kit). The entire pad driver can also be removed quickly from the machine using a special locking pin, without the need for any hand tools.

With the newly designed Lehr propane fuel system, the Burnisher will automatically adjust to varying loads and does not require any manual tuning or adjustments. This unit also features dual engagement handles for easy access, and a propane emissions safety shutoff system. The World Series model is available with or without a 6 gallon water tank.

### TECHNICAL DATA

Burnishing width:	53 cm x 60 cm x 68 cm / 21", 24", 27"
Performance:	3200 m <sup>2</sup> /h / 34000 ft <sup>2</sup> /h
Engine:	603cc 18 HP Kawasaki, LEHR Fuel System, EPA/CARB Certified
Sound level:	87 dBA
Pad speed:	1200-1825 rpm
Pad size:	21", 24", and 27" Pad Drivers With Toolless Removal
Run time:	6 Hours Per 20 lb Cylinder
Frame:	Powder Coated Reinforced Steel
Width:	71 cm / 28"
Length:	134 cm / 53"
Weight:	127 kg / 280 lbs
Shipping weight:	140 kg / 310 lbs
Ignition system:	12v Lithium-ion Battery Start
Fuel tank:	Steel with Overfill Protection



## COATING REMOVAL



### 592080 TIGER GOLD

Tiger Gold is a very aggressive tool used for coating removal and the profiling of concrete floors. The Tiger Gold can remove coatings up to 7 mm and provide a CSP profile of 5-7. It is most effectively used on the Scanmaskin 650 size machine and larger, however it can be used on all Scanmaskin Grinding Machines.

9 pcs / set



### 592086 TWIN TIGER

Twin Tiger is a very aggressive tool used for coating removal and the profiling of concrete floors. The Twin Tiger can remove coatings up to 7 mm and provide a CSP profile of 5-7. The Twin Tiger is most effectively used on the Scanmaskin 650 size machine and larger, however it can be used on all Scanmaskin Grinding Machines.

9 pcs / set



### 592081 TIGER GOLD WH

Tiger Gold WH is a very aggressive tool used for coating removal and the profiling of concrete floors. The Tiger Gold WH can remove coatings up to 7 mm and provide a CSP profile of 5-7. The Tiger Gold WH is most effectively used on the Scanmaskin 650 size machine and larger, however it can be used on all Scanmaskin Grinding Machines.

9 pcs / set



### 592013 TIGER SILVER

Tiger Silver is a very aggressive tool used for coating removal and the profiling of concrete floors. The Tiger Silver can remove coatings up to 4 mm and provide a CSP profile of 4-6. The Tiger Silver can be used effectively on all Scanmaskin Grinding Machines.

9 pcs / set



### 592370 RAZORBACK SILVER

Razorback Silver is a very aggressive tool used for coating removal and the profiling of concrete floors. The Razorback Silver can remove coatings, mastic, and glue up to 3 mm and provide a CSP profile of 3-5. The Razorback Silver can be used effectively on all Scanmaskin Grinding Machines.

9 pcs / set



### 592043 PIRANAH

The Piranha is a very useful tool when removing thin coatings from concrete surfaces, up to 3 mm. It works very well in the removal of paint, flake flooring, glue residue and carpet remnants. The Piranha removes coatings with the least possible impact on the concrete surface. Can be used effectively on all Scanmaskin Grinding Machines.

9 pcs / set



### 592078 BAUTA CRUSH

The BAUTA Crush is a diamond tool with large PCD Chips. This tool is very effective and aggressive in the removal of floor coverings, as well as milling concrete. Can be used effectively on all Scanmaskin Grinding Machines.

9 pcs / set



### 521100 BUSH HAMMER

The Bushhammer is a very aggressive tool used for coating removal and the profiling of concrete floors. CSP Profiles of 4-5 are achievable with the Bushhammer Tooling. Designed to be used with the Combiflex line of Grinders (Scanmaskin 650-1000). Provides results similar to a milling machine (scarifier) or a blasting machine.

3 pcs / set

## HARDWOOD TOOLS



### 592044 SCRATCH WITH CLAW

This tool is designed to remove coatings and aluminum oxide finishes off of wood flooring.

9 pcs / set



### 592141 SCRATCH ROUGH

This tool is designed for hard wood flooring and is suitable for rough sanding and flattening of wood flooring and decking.

9 pcs / set



### 592142 SCRATCH MEDIUM

This tool is designed for hard wood flooring and is suitable for rough sanding and flattening of wood flooring and decking.

9 pcs / set



### SANDPAPER

Our sandpaper is used with our machines Scanmaskin 330RS and Scanmaskin 18 when sanding hard wood floors. Attach the sandpaper to the Veldro holders and middle cushion. 8 different grits: #16, #24, #36, #40, #60, #80, #100, #120.

3 pcs / set

# CONCRETE GRINDING TOOLS

## BAUTA DOUBLE

Bauta Double is our series of diamond tools that give you more diamond for the money. The high quality grinding tools vary in grit and bond to suit every grinding need.



### BAUTA DOUBLE SOFT 12 MM

594510 #14/16, SOFT, RED  
594530 #30/40, SOFT, RED  
594540 #60/80, SOFT, RED

Tool for hard concrete. Mohs 5-7.  
9 pcs/pack



### BAUTA DOUBLE MEDIUM 12 MM

594512 #14/16, MEDIUM, GOLD  
594522 #20/25 MEDIUM, GOLD  
594532 #30/40 MEDIUM, GOLD

For medium to hard concrete. Mohs 5-3.  
9 pcs/pack



### 100500 CONCRETE TEST KIT

Take the guess work out of tooling selection with the Mohs hardness test. The Concrete Test Kit helps you to determine the hardness of the concrete, allowing you to select the correctly bonded tools for maximum productivity and extended tool life.



### BAUTA DOUBLE HARD 12 MM

594514 #14/16, HARD, BLUE  
594534 #30/40 HARD, BLUE  
594544 #60/80 HARD, BLUE

For medium to soft concrete. Mohs 2-4.  
9 pcs/pack



### BAUTA DOUBLE EXTREME HARD 12 MM

594536 #30/40, EXTREME HARD, BLACK

For soft concrete. Mohs 2-3.  
9 pcs/pack

## HARDNESS INDEX

Each color of each tool is available in different grit sizes.

HARDNESS	MOHS	
SOFT:	5-7	Soft diamond tool for hard concrete
MEDIUM:	5-3	Medium diamond tool for aggressive grinding of hard concrete
HARD:	2-4	Hard diamond tool for medium concrete (longer lifespan)
EXTREME HARD:	2-3	Extremely hard special tool for extremely soft concrete

## METAL BOND TOOLS

### FGC FLOOR GRINDING TOOL

The following tools are colour-coded according to floor hardness. Tools of a certain colour come with different grit sizes. Please consult the overview below to find the suitable tool category for the materials/floor you work with.

COLOUR	CONCRETE HARDNESS	AGGREGATES	MOHS
SILVER	XH: EXTRA HARD	CF LINT, BASALT	7-9
WHITE	VH: VERY HARD	BASALT, GRANITE	7-8
GOLD	H: HARD	GNEISS, QUARTZ	6-7
BLUE	MX: MEDIUM TO HARD	HARD LIMESTONE, GNEISS	5-6
GREY	M - MEDIUM	HARD LIMESTONE	4-5
ORANGE	S - SOFT	SOFT LIMESTONE, FOR SCREED	2-4



### DOUBLE DIAMOND SEGMENTS, 13mm, FOR EXTRA HARD CONCRETE

34685766 #16 SILVER | 34685767 #25 GOLD | 34685768 #40 GREY | 34685769 #80 BROWN | 34685770 #120 BLACK

Metal bond diamond segments available with a grit size of 16, 25, 40, 80 and 120. For concrete with extra hard aggregates, such as Flint or Basalt.

1 pcs



### DOUBLE DIAMOND SEGMENTS, 13mm, FOR VERY HARD CONCRETE

34685811 #16 SILVER | 34685812 #25 GOLD | 34685813 #40 GREY | 34686106 #80 BROWN | 34686107 #120 BLACK

Metal bond diamond segments available with a grit size of 16, 25, 40, 80 and 120. For concrete with very hard aggregates, such as Granite.

1 pcs



### DOUBLE DIAMOND SEGMENTS, 13mm, FOR HARD CONCRETE

34686540 #16 SILVER | 34686564 #25 GOLD | 34686565 #40 GREY | 34686566 #80 BROWN | 34686567 #120 BLACK

Metal bond diamond segments available with a grit size of 16, 25, 40, 80 and 120. For concrete with hard aggregates, such as Gneiss.

1 pcs



### DOUBLE DIAMOND SEGMENTS, 13mm, FOR MEDIUM HARD CONCRETE

34686568 #16 SILVER | 34686570 #25 GOLD | 34686571 #40 GREY | 34686573 #80 BROWN | 34686574 #120 BLACK

Metal bond diamond segments available with a grit size of 16, 25, 40, 80 and 120. For concrete with medium to hard aggregates.

1 pcs



### DOUBLE DIAMOND SEGMENTS, 13mm, FOR SOFT CONCRETE

34686575 #10 PURPLE | 34686576 #16 SILVER | 34686577 #25 GOLD | 34686578 #40 GREY | 34686579 #80 BROWN | 34686580 #120 BLACK

Metal bond diamond segments available with a grit size of 10, 16, 25, 40, 80 and 120. For concrete with soft aggregates, such as soft limestone.

1 pcs



## WORLD SERIES METALS

The world series metals tools were developed and chosen after much testing and research. The focus has been to achieve maximum productivity while providing good longevity. The "W" shaped segments increase the airflow around the tool, which helps prevent overheating and glazing.

This ensures better longevity and higher productivity for the tool.

### WORLD SERIES METALS - **BLACK**



Hard bond segments. For soft floors. Mohs scale 2-3.

#### **DOUBLE**

12 MM

591516 #16/20  
591536 #30/40  
591546 #60/80  
591566 #140/150

## WORLD SERIES METALS - **BLUE**




Medium bond segments for universal floors. Mohs scale 3-5.

### **DOUBLE**

12 MM

591514 #16/20  
591534 #30/40  
591544 #60/80  
591564 #140/150

## WORLD SERIES METALS - **GOLD**



Soft bond segments for hard floors. Mohs scale 5-7.

### **DOUBLE**

12 MM

591512 #16/20  
591532 #30/40  
591542 #60/80  
591562 #140/150

## WORLD SERIES METALS - **YELLOW**



Super soft bond segments for super hard floors. Mohs scale 7-9.

### **DOUBLE**

12 MM

591510 #16/20  
591530 #30/40  
591540 #60/80  
591560 #140/150

## WORLD SERIES CERAMICS

The World Series Ceramic tools are specifically designed to transition from a metal diamond to a resin polishing tool. The unique low profile design and high diamond density allow these tools to contour to the surface while achieving maximum refinement. The World Series Ceramics can also be used as the first step for a cream or salt/pepper finish, eliminating the need for a metal tool. The Soft Bond option works well on floors testing at 6-7+ on the Mohs scale.

**\*\* WARNING - ALL ceramic tools MUST be operated at a low speed (<2 on the speed dial / 750 RPM on propane). Operating the tool at higher speeds will cause it to fail \*\***

### SOFT BOND

2"		3"	
590220	#50	590320	#50
590221	#80	590321	#80
590222	#100	590322	#100
590223	#200	590323	#200
590224	#400	590324	#400

### MEDIUM BOND

2"		3"	
590210	#50	590310	#50
590211	#80	590311	#80
590212	#100	590312	#100
590213	#200	590313	#200
590214	#400	590314	#400




## WORLD SERIES RESIN

The World Series Resins are designed to achieve the final mechanical refinement on a concrete surface, using diamond powders bonded in a resin matrix. The World Series Resins are engineered to transition from a honed surface to a highly polished surface with minimal steps. The World Series Resins are available in two primary grits, 800 and 1500, and can achieve a DOI reading of 55+ with the 800 grit and 75+ with the 1500 grit.

### RESINS

2"		3"	
591801	#50	591901	#50
591802	#100	591902	#80
591803	#200	591903	#200
591804	#400	591904	#400
591805	#800	591905	#800
591806	#1500	591906	#1500
591807	#3000	591907	#3000



## LUTEUS

The Luteus is a hybrid tool that works well for the dry polishing of concrete and terazzo floors. Used only in dry grinding, the tool is easy to apply to our machines and has good durability and flexibility.

<b>522501</b>	LUTEUS POLISHING DISC 5"/125mm #50	1 pcs/ set	<b>523541</b>	LUTEUS POLISHING DISC 11"/280mm #50	3 pcs/ set
<b>522502</b>	LUTEUS POLISHING DISC 5"/125mm #100	1 pcs/ set	<b>523542</b>	LUTEUS POLISHING DISC 11"/280mm #100	3 pcs/ set
<b>522503</b>	LUTEUS POLISHING DISC 5"/125mm #200	1 pcs/ set	<b>523543</b>	LUTEUS POLISHING DISC 11"/280mm #200	3 pcs/ set
<b>523501</b>	LUTEUS POLISHING DISC 7"/180mm #50	3 pcs/ set	<b>523544</b>	LUTEUS POLISHING DISC 11"/280mm #400	3 pcs/ set
<b>523502</b>	LUTEUS POLISHING DISC 7"/180mm #100	3 pcs/ set	<b>523545</b>	LUTEUS POLISHING DISC 11"/280mm #800	3 pcs/ set
<b>523503</b>	LUTEUS POLISHING DISC 7"/180mm #200	3 pcs/ set	<b>523546</b>	LUTEUS POLISHING DISC 11"/280mm #1500	3 pcs/ set
<b>523504</b>	LUTEUS POLISHING DISC 7"/180mm #400	3 pcs/ set	<b>523547</b>	LUTEUS POLISHING DISC 11"/280mm #3000	3 pcs/ set
<b>523505</b>	LUTEUS POLISHING DISC 7"/180mm #800	3 pcs/ set	<b>523531</b>	LUTEUS POLISHING DISC 13"/330mm #50	1 pcs/ set
<b>523506</b>	LUTEUS POLISHING DISC 7"/180mm #1500	3 pcs/ set	<b>523532</b>	LUTEUS POLISHING DISC 13"/330mm #100	1 pcs/ set
<b>523507</b>	LUTEUS POLISHING DISC 7"/180mm #3000	3 pcs/ set	<b>523533</b>	LUTEUS POLISHING DISC 13"/330mm #200	1 pcs/ set
<b>523511</b>	LUTEUS POLISHING DISC 8,5"/210mm #50	3 pcs/ set	<b>523534</b>	LUTEUS POLISHING DISC 13"/330mm #400	1 pcs/ set
<b>523512</b>	LUTEUS POLISHING DISC 8,5"/210mm #100	3 pcs/ set	<b>523535</b>	LUTEUS POLISHING DISC 13"/330mm #800	1 pcs/ set
<b>523513</b>	LUTEUS POLISHING DISC 8,5"/210mm #200	3 pcs/ set	<b>523536</b>	LUTEUS POLISHING DISC 13"/330mm #1500	1 pcs/ set
<b>523514</b>	LUTEUS POLISHING DISC 8,5"/210mm #400	3 pcs/ set	<b>523537</b>	LUTEUS POLISHING DISC 13"/330mm #3000	1 pcs/ set
<b>523515</b>	LUTEUS POLISHING DISC 8,5"/210mm #800	3 pcs/ set			
<b>523516</b>	LUTEUS POLISHING DISC 8,5"/210mm #1500	3 pcs/ set			
<b>523517</b>	LUTEUS POLISHING DISC 8,5"/210mm #3000	3 pcs/ set			
<b>523521</b>	LUTEUS POLISHING DISC 9,5"/240mm #50	3 pcs/ set			
<b>523522</b>	LUTEUS POLISHING DISC 9,5"/240mm #100	3 pcs/ set			
<b>523523</b>	LUTEUS POLISHING DISC 9,5"/240mm #200	3 pcs/ set			
<b>523524</b>	LUTEUS POLISHING DISC 9,5"/240mm #400	3 pcs/ set			
<b>523525</b>	LUTEUS POLISHING DISC 9,5"/240mm #800	3 pcs/ set			
<b>523526</b>	LUTEUS POLISHING DISC 9,5"/240mm #1500	3 pcs/ set			
<b>523527</b>	LUTEUS POLISHING DISC 9,5"/240mm #3000	3 pcs/ set			



## WOD - WET OR DRY

The WOD is designed to polish natural stone floors. The WOD can be used wet or dry, offering unparalleled flexibility on a variety of natural stone floors.

Available in the sizes: 180 mm/ 7", 215 mm/ 8", 240 mm/ 9", 330 mm/ 12" and grits: 50, 100, 200, 400, 800, 1500, 3000.



## SCANPAD DANCERS

The ScanPad Dancer is an efficient and easy to use diamond impregnated pad, used for the polishing and maintenance of concrete and terazzo floors.

ScanPad Dancer is available in four different grits: No. 1 Red #400, No. 2 Blue #800, No. 3 Yellow #1500, No. 4 Green #3000.

ScanPad Dancer is available in ten different sizes: 7", 8", 9", 11", 13", 15", 16", 17", 18", 20"





## GRINDING GUIDE

Concrete polishing is the process of refining a concrete surface until the desired refinement is achieved. The term “concrete polishing” is used loosely and can include everything from a two step grind and seal to an eight step mirror finish. It’s all about refinement - polishing a surface means that one starts with a rough diamond tool (low grit\* number) or abrasive profile and refines this into a smaller and smaller profile (high grit number) until maximum refinement is achieved. A very common mistake is to skip refinement levels and rush the process. This only causes excessive wear on the diamond tool and usually takes much longer overall. It’s easy to break up the process of concrete polishing into three main components: Grinding, Honing, and Polishing.

In the following sections you could read more about the grinding system “World Series Floor” by Scanmaskin. You will also get access to different guides for removal of old floor covering and grinding of other basis than concrete. The guide also contains grinding tips and different grinding techniques.

\* Grit. Is the English word for “grain”. It is used to describe the grain sizes in the diamond tool, often shorten with #.





How to get a

# WORLD SERIES FLOOR

There are THREE different diamond systems that can each be used to achieve a matte, glossy, or super glossy finish. We call them WORLD SERIES MATTE, WORLD SERIES HF (High finish), and WORLD SERIES VHF (Very high finish). Please keep in mind this is only three common finishes and is not a comprehensive list or specification. To achieve each finish, a few different combinations of metal and transitional tools can be used.

The World Series 400 ceramic is a great tool for transitioning into the World Series resin tools which are used for the final polishing. The transitional steps are very important, as these transform the surface from a rough and open profile into a tight and dense floor.

## WORLD SERIES FLOOR (BASIC STEPS)

1.

Start with optional grit of our WORLD SERIES METAL TOOLS to achieve desired aggregate exposure. End with a World Series #60/80 grit tool.



WORLD SERIES METALS #60/80  
See more on page: 20-21

2.

Apply one or more coats of a concrete hardener, for example TYROLIT DENSIFIER 3. Follow the manufacturer's instructions to achieve full coverage of the surface.



TYROLIT DENSIFIER 3  
Read more at: [www.tyrolit.com](http://www.tyrolit.com)

3.

Continue with the WORLD SERIES CERAMIC TOOLS. Start with #80 and end with optional grit, for example #400.



WORLD SERIES CERAMIC  
See more on page: 22

After the basic steps, you can if you want to proceed to any final step - HIGH FINISH (HF) or VERY HIGH FINISH (VHF)



## REMEMBER

It's very important to choose the right tool based on your concrete floor. With the help of the Concrete Test Kit\* you get the recommended tool for your floor based on a hardness index!

\* Read more on page: 18

## WORLD SERIES FLOOR HF (HIGH FINISH)

FOR GOOD REFINEMENT (most common) the following two methods are recommended:  
From a World Series 60/80 metal tool, continue with: World Series Ceramic: 50> 100> 400 or  
World Series Ceramic: 80> 200> 400

4.

Continue with the WORLD SERIES #800 RESIN.  
Alternatively, Luteus Pads. Two or more passes will  
produce the best result.



WORLD SERIES RESIN  
#800  
See more on page: 22

5.

Apply a guard product of choice, for example  
TYROLIT SEALER 50.



TYROLIT SEALER 50  
Read more at:  
[www.tyrolit.com](http://www.tyrolit.com)

6.

Polish the surface with a natural fiber pad  
SCANPAD DANCER, #1500.



SCANPAD DANCER,  
#1500  
See more on page: 23

## WORLD SERIES FLOOR VHF (VERY HIGH FINISH)

FOR MAXIMUM REFINEMENT, the following is recommended:  
From a World Series 60/80 metal tool, continue with:  
World Series Ceramics 50> 80> 100> 200> 400

4.

Continue with the WORLD SERIES #800 RESIN.  
Alternatively, Luteus Pads. Two or more passes will  
produce the best result.



WORLD SERIES RESIN  
#800  
See more on page: 22

5.

Continue with the WORLD SERIES RESIN #1500.  
Alternatively, Luteus Pads. Two or more passes will  
produce the best result.



WORLD SERIES RESIN  
#1500  
See more on page: 22

6.

Apply a guard product of choice, for example  
TYROLIT SEALER 50.



TYROLIT SEALER 50  
Read more at:  
[www.tyrolit.com](http://www.tyrolit.com)

7.

Polish the surface with a natural fiber pads,  
SCANPAD DANCER, #1500, followed by #3000.



SCANPAD DANCER  
#1500, #3000  
See more on page: 23


## REMEMBER

NOTE! It is very important to clean the surface thoroughly after each grinding step, either with a vacuum cleaner or with a scrubber with only water.



# WORLD SERIES FLOOR MATTE (MATTE FINISH)


- 1.** Start with optional grit of WORLD SERIES METAL to achieve desired aggregate exposure. End with a world series metals #60/80.



WORLD SERIES METALS #60/80  
See more on page: 20-21

---


- 2.** Continue with the WORLD SERIES CERAMIC TOOLS, to achieve a scratch free and fine surface. (#80)



WORLD SERIES CERAMIC #80  
See more on page: 22

---


- 3.** Apply one coat of a CONCRETE HARDENER of choice, for example TYROLIT DENSIFIER 3. Follow the manufacturer's instructions to achieve full coverage of the surface.



TYROLIT DENSIFIER 3  
Read more at: [www.tyrolit.com](http://www.tyrolit.com)

---


- 4.** Continue with the WORLD SERIES CERAMIC TOOLS, to achieve a scratch free and fine surface. (#100)



WORLD SERIES CERAMIC #100  
See more on page: 22

---

- 5.** Apply a matte protective guard, for example TYROLIT DUO 30.



TYROLIT DUO 30  
Read more at: [www.tyrolit.com](http://www.tyrolit.com)

# GRINDING OF GRANITE, MARBLE AND NATURAL STONE

- 1.** Start with grinding down the surface if you need to remove deep scratches in the stone, with BAUTA DOUBLE WHITE OR GREEN (depending on your floors character). This is a medium hard tool with very fine diamonds. Works fine both dry and wet. When grinding granite, we recommend using water, or at least moisten the surface.



BAUTA DOUBLE WHITE  
See more on page: 18

---

- 2.** After Step 1, we recommend you to grind with our WORLD SERIES CERAMICS TOOLS #50. This will eliminate the risk of any grind roses after Bauta Double White. It works fine to grind both wet and dry with World Series Ceramics. Always use water when grinding granite.



WORLD SERIES CERAMICS  
See more on page: 22

---

- 3.** Continue with WOD GREY. If grinding is not necessary, you start right away with the WOD Grey, which then becomes your first step. WOD Grey is a unique tool that makes both wet and dry polishing possible. When you polish granite, we recommend to always using water, or at least moistens the surface.



WOD GREY  
See more on page: 23

---

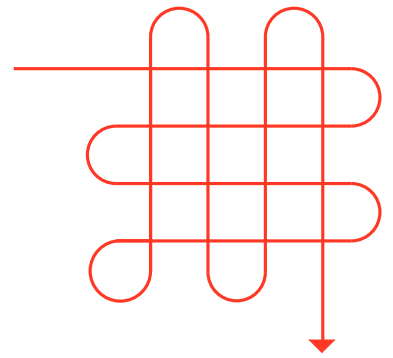
- 4.** Continue with WOD Black, blue, red, white, yellow and green.





## GRINDING TECHNIQUES

Cross-hatching (ea, operating the grinder in a North to South then East to West grid pattern) is always recommended, both when changing grits and also when performing more than one pass per grit. Cross-hatching provides more consistent refinement across the surface and helps avoid visible lines in the floor, sometimes referred to as “cornrows”. In addition to cross-hatching, using a diagonal pattern to create a third cutting angle can also improve the refinement process.



### GRINDING

The World Series Metals are an aggressive metal bonded diamond tool that cuts a floor down to the proper level and removes small blemishes in the surface of the concrete. Aggregate exposure can also be determined at this stage in the grinding process.

### HONING

The World Series Ceramic transitional is designed to transition the scratch pattern from an aggressive metal tool profile into a highly refined surface that is ready to be polished. A decent amount of material is still being removed at this stage and the deep scratches from the metal tools are erased.

### POLISHING

The World Series Resin is a high grit/ low abrasive tool that is used to polish the surface to maximum refinement. Maximum refinement should be achieved at each grit level, and is evident when the previous scratch / profile is completely gone and replaced with the new profile.

### EDGES

Start with the edging and then continue with the field and keep this pattern throughout the different grits. This sequence allows the large grinder to clean up the scratch pattern from the edge tool. Any edge curl can be corrected at this stage before processing the floor with the larger grinder.

### MAINTENANCE

Maintenance is often overlooked in the world of polished concrete. Therefore, we want you to remember that your floor will only perform well if it is continually maintained. The first step of maintenance is to keep the floors cleaned. A good solution is to use an auto-scrubber to absorb dirt and grit from the surface. In addition, neutral cleaners and even densifier can be added to the auto-scrubber and used while cleaning the floor. This helps keep the surface clean and shiny and can be incorporated into a daily maintenance routine.

## GRINDING OF BRIDGES, GARAGES AND PARKING AREAS

For grinding bridges, garages and parking decks we recommend one of our larger grinders, as Scanmaskin 650 and upwards. For the best and fastest results, we recommend one of our machines with radio control.

1

Remove the old layer and grind out a clean concrete surface with TWIN TIGER, TIGER GOLD WH or PIRANHA.



TIGER GOLD,  
TIGER GOLD WH,  
PIRANHA  
See more on page: 17

2

If you need to remove coarse scratches after using the tiger or Piranha tool you can do it with the help of BAUTA DOUBLE BLACK or WORLD SERIES METALS in #16/20 and hardness of your choice.



BAUTA DOUBLE BLACK  
WORLD SERIES METALS  
See more on page: 18 & 20-21

## GRINDING OF WOODEN BRIDGES

1

Remove the old surface layer and work up a clean wood surface with the tool SCRATCH WITH CLAW.



SCRATCH WITH CLAW  
See more on page: 17

2

If you need to remove coarse scratches for the use of Scratch with claw you can do it with the help of SCRATCH ROUGH or SCRATCH MEDIUM.



SCRATCH ROUGH  
SCRATCH MEDIUM  
See more on page: 17





## GRINDING OF HARDWOOD FLOORS

For grinding of wood and parquet flooring, we recommend Scanmaskin 18.  
Follow these steps to get optimal results; do not forget to vacuum the floor thoroughly between the different steps:

**1**

If you need to remove the old flooring you should use the SCRATCH WITH CLAW.



SCRATCH WITH CLAW  
See more on page: 17

**2**

For rough sanding, smoothing and old wooden floors we recommend the tool SCRATCH ROUGH. You do this even if you have to remove paint or varnish. The result is an even, clean floor.



SCRATCH ROUGH  
See more on page: 17

**3**

If you followed the previous steps, we recommend you to use the tool SCRATCH MEDIUM before proceeding to the next step.



SCRATCH MEDIUM  
See more on page: 17

**4**

If you already have a flat floor without any coating, this is your first step. Put on the Velcro holders and middle cushion, and then attach the sandpaper. Begin with SANDPAPER #24 or #40, it is always best to start with a fine sandpaper to optimize the grinding process.



SANDPAPER  
See more on page: 17

Continue and grind with sandpaper #60  
Continue with sandpaper #100  
Continue with sandpaper #120

The grinded surface is now ready for impregnation with oil or varnish.

## REMOVAL WORK OF OLD COATINGS UP TO 7 MM

To this removal work we recommend our larger grinding machines. Scanmaskin 650 up to Scanmaskin 32 World Series.

- 1** Use the tool TWIN TIGER alternatively TIGER GOLD WH.



TWIN TIGER  
TIGER GOLD WH  
See more on page: 17

- 2** If you need to remove coarse scratches after using the TIGER TOOL, you can do it with the help of BAUTA DOUBLE BLACK or WORLD SERIES METALS in #16/20 and hardness of your choice.



BAUTA DOUBLE  
WORLD SERIES METAL  
See more on page:  
18 & 20-21

## REMOVAL WORK OF OLD COATINGS UP TO 4 MM

For this, we recommend that you use one of our smaller grinding machines, from Scanmaskin 330 up to Scanmaskin 500 PD.

- 1** Use the tool TIGER SILVER alternatively RAZORBACK.



TIGER SILVER  
RAZORBACK  
See more on page: 17

- 2** If you need to remove coarse scratches after using the TIGER TOOL, you can do it with the help of BAUTA DOUBLE BLACK or WORLD SERIES METALS in #16/20 and hardness of your choice.



BAUTA DOUBLE BLACK  
WORLD SERIES METAL  
See more on page:  
18 & 20-21

- 3** Here we recommend to use BAUTA DOUBLE BLUE. For very hard concrete we recommend WORLD SERIES METAL in yellow or gold in #16/20.



BAUTA DOUBLE BLUE  
WORLD SERIES METAL  
See more on page:  
18 & 20-21

## FLOOR PREPARATION BEFORE NEW COATING THICKER THAN 0,5 MM

Here we recommend to use the tool BAUTA DOUBLE BLACK. For very hard concrete use the tool WORLD SERIES METAL in yellow or gold in #16/20.

If you want to create a rough surface with your grinding machine Scanmaskin 650, you can use the BUSH HAMMER tool on 3 mm coating. The result can be compared to the surface after using a milling machine (scaryfier) or a blasting machine.




BAUTA Double Black S



World Series Metal, #16/20



Bush hammer



# How to get the best floor prep

## **SURFACE PREPARATION**

									
	16/20 World Series Metals	Bauta Crush	Razorback	Tiger gold	Tiger gold WH	Twin tiger	Tiger silver	Piranha	Bush hammer
Glue / Mastic	✔ Yes	✔ Yes	✔ Yes	✘ No	✘ No	✘ No	✘ No	✔ Yes	✘ No
Floor Paint	✔ Yes	✔ Yes	✔ Yes	✘ No	✘ No	✘ No	✔ Yes	✔ Yes	✘ No
Epoxy	✘ No	✔ Yes <1mm	✔ Yes <3mm	✔ Yes >3mm	✔ Yes <3mm	✔ Yes <3mm	✔ Yes	✔ Yes <1mm	✔ Yes
Screed / Rough Surface	✔ Yes	✔ Yes	✔ Yes	✔ Yes	✔ Yes	✔ Yes	✔ Yes	✘ No	✔ Yes
Joints & Ridges	✔ Yes	✔ Yes	✔ Yes	✔ Yes	✘ No	✘ No	✔ Yes	✘ No	✘ No

**SCANMASKIN**  
MACHINES-MINERALS-KNOW-HOW

**SCANMASKIN SWEDEN AB**  
Heljesvägen 10  
SE-437 36 Lindome, Sweden  
Tel +46 31-99 49 70  
Email: [info@scanmaskin.com](mailto:info@scanmaskin.com)  
[www.scanmaskin.com](http://www.scanmaskin.com)



**TYROLIT CONSTRUCTION PRODUCTS GMBH**  
Swarovskistraße 33  
6130 Schwaz, Austria  
Tel +43 5242 606-0  
Fax +43 5242 63398  
[www.tyrolit.com](http://www.tyrolit.com)